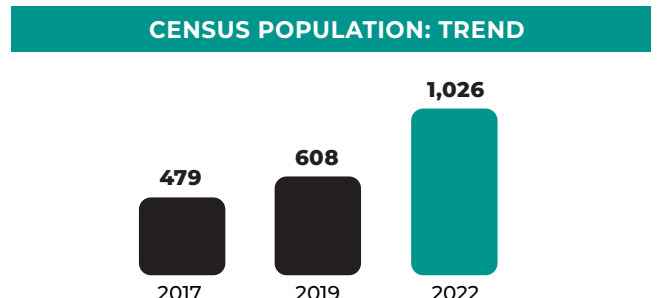
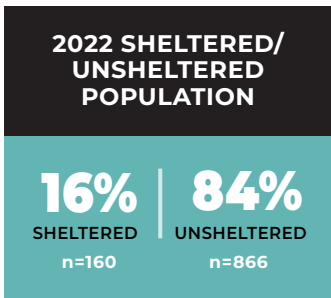



CITY OF FREMONT

2022 HOMELESS POINT-IN-TIME COUNT & SURVEY

Every two years communities across the country conduct comprehensive counts of people experiencing homelessness in order to measure the prevalence and characteristics of homelessness. The 2022 Alameda County EveryOne Home Point-in-Time Count which included a detailed assessment of the city of Fremont, was a community-wide effort conducted on February 23rd, 2022. In the weeks following the street count, a survey was administered in the city of Fremont to 133 unsheltered and sheltered homeless persons in order to better understand their experiences and help assess their needs.



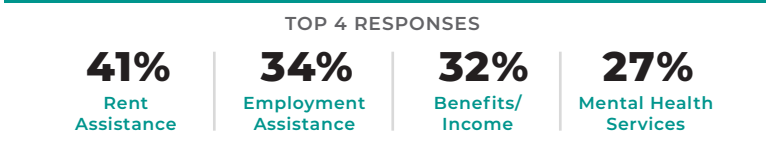
UNSHELTERED POPULATION BY LOCATION



PRIMARY CAUSES OF HOMELESSNESS



WHAT MIGHT OF PREVENTED HOMELESSNESS

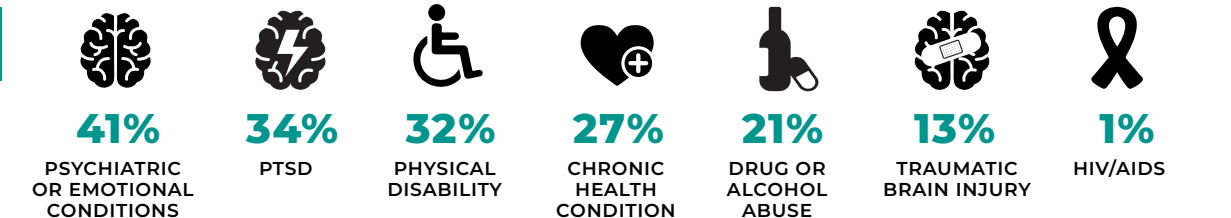


LENGTH OF TIME IN ALAMEDA COUNTY

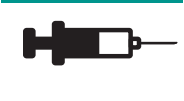


HEALTH CONDITIONS*

Current health conditions reported by survey respondents



COVID-19



DURATION OF CURRENT EPISODE OF HOMELESSNESS



HOUSEHOLD BREAKDOWN

SINGLE ADULTS



9% | **91%**

Sheltered | Unsheltered
932 People in 847 Households

FAMILIES



83% | **17%**

Sheltered | Unsheltered
92 People in 33 Households

UNACCOMPANIED YOUTH



50% | **50%**

Sheltered | Unsheltered
2 Person

SELECT POPULATIONS

CHRONICALLY HOMELESS



20% | **80%**

Sheltered | Unsheltered
275 People

VETERANS



1% | **99%**

Sheltered | Unsheltered
67 People

UNACCOMPANIED YOUTH AND YOUNG ADULTS



19% | **81%**

Sheltered | Unsheltered
79 People

AGE AT FIRST EPISODE OF HOMELESSNESS



12% | **23%** | **30%**

0-17 | 18-24 | 25-39

18% | **14%** | **3%**

40-49 | 50-64 | 65+

FIRST EPISODE OF HOMELESSNESS

22%

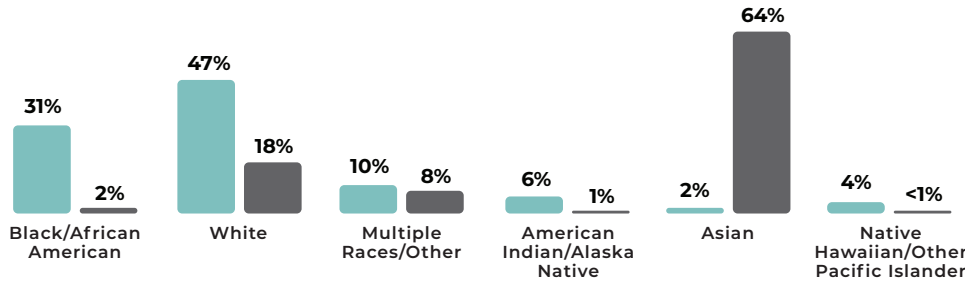
Are experiencing their first episode of homelessness



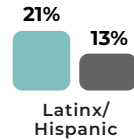
RACE AND ETHNICITY COMPARED TO GENERAL POPULATION

RACE

2022 Homeless Population | 2019 General Population



ETHNICITY



GENDER



52%

MALE



45%

FEMALE



2%

TRANSGENDER



1%

GENDER NON-BINARY

LGBTQ+ STATUS



9%

OF SURVEY RESPONDENTS IDENTIFIED AS LGBTQ+

AGE



5% | **9%** | **86%**

UNDER 18 | 18-24 | 25+

EMPLOYMENT STATUS

14%

HAD SOME FORM OF EMPLOYMENT

OF UNEMPLOYED...

35% | **34%** | **17%**

LOOKING FOR WORK | UNABLE TO WORK | NOT LOOKING FOR WORK

WHAT IS KEEPING YOU FROM FINDING EMPLOYMENT?

TOP 2 RESPONSES

34% | **30%**

NO TRANSPORTATION | HEALTH PROBLEMS

DOMESTIC VIOLENCE

38%

reported they had experienced domestic violence

8%

reported they are currently experiencing domestic violence

DISABLING CONDITIONS

48%



OF SURVEY RESPONDENTS REPORTED HAVING AT LEAST ONE DISABLING CONDITION

A disabling condition is defined by HUD as a developmental disability, HIV/AIDS, or a long-term physical or mental impairment that impacts a person's ability to live independently, but could be improved with stable housing.

For definitions, additional information on methodology or efforts to address homelessness, visit www.everyonehome.org. Alameda County will release a comprehensive report of the 2022 EveryOne Home Homeless Count and Survey in Summer 2022. For more information about EveryOne Home and efforts to address homelessness in Alameda County please visit www.EveryOneHome.org
Source: Applied Survey Research, 2022, Alameda EveryOne Home Homeless Count & Survey, Watsonville, CA.