


BENEFITS SUMMARY

Updated July 1, 2024

 CITY OF Fremont	CalPERS RETIREMENT (Fiscal Year 2023/2024)		
	Classic Member Tier 1: Hired Before 4/8/2012	Classic Member Tier 2: Hired on or After 4/8/2012	PEPRA Member Tier 3: Hired on or After 1/1/2013
	Final Compensation: Single Highest Year	Final Compensation: Three Highest Years	Final Compensation: Three Highest Years
UFO Unrepresented Fremont Officials	2.5% @ 55 Total Rate: 18.5% Employer Rate: 10.5% Employee Rate: 8%	2% @ 60 Total Rate: 17.5% Employer Rate: 10.5% Employee Rate: 7%	2% @ 62 Total Rate: 17.75% Employer Rate: 10.5% Employee Rate: 7.25%
UME Unrepresented Management Employees			
CONFIDENTIAL			
CFEA City of Fremont Employee Assoc.			
PETA Professional Engineers & Technicians			
OE3 Operating Engineers, Local 3			
TEAMSTERS			
FAME NON-SAFETY Fremont Assoc. of Management Employees			
Police Chief & Fire Chief	3% @ 50 Total Rate: 28.67% Employer Rate: 16.67% Employee Rate: 12% (9% Employee Rate + 3% Employee Pick-Up)	3% @ 55 Total Rate: 28.67% Employer Rate: 16.67% Employee Rate: 12% (9% Employee Rate + 3% Employee Pick-Up)	2.7% @ 57 Total Rate: 30.92% Employer Rate: 18.92% Employee Rate: 12% (11.25% Employee Rate + 0.75% Employee Pick-Up)
FAME SAFETY Fremont Assoc. of Management Employees			
BC Battalion Chief			
IAFF Fremont Prof. Firefighters, Int'l Assoc., Local 1689			
FPMA Fremont Police Management Assoc.			
FPA Fremont Police Assoc.			


Note: Miscellaneous and Safety groups receive the 1959 Survivor Benefit - Level 4

Additional Benefits Summaries: City Manager (pages 12-13) | City Attorney (pages 14-15) | Mayor/Councilmembers (page 16)

The information contained in this document is a summary of benefits for full-time employees. Additional details can be obtained in the applicable bargaining unit contract or employee agreement. The information contained herein does not constitute either an expressed or implied contract.

BENEFITS SUMMARY


Updated July 1, 2024

 CITY OF Fremont	*HEALTH BENEFITS ALLOWANCE (HBA)	ABC CASH	*MEDICAL HMO and PPO Plans				DELTA DENTAL				VISION SERVICES PLAN (VSP)			
TEAMSTERS	\$2,600/mo.	HBA amounts not applied toward total benefits cost will be paid to the employee as taxable cash. Maximum: \$580/mo.	Kaiser Permanente \$2,646.50 (composite rate)				Coverage provided through association							
			Anthem EPO \$3,522.39 (composite rate)											
			Direct Pay PPO \$2,713.77 (composite rate)											
UFO			HMO CalPERS Plans			Employee Only	Employee + 1	Employee + Family	Employee \$43.20/mo. Employee + 1 \$80.40/mo. Employee + Family \$137.90/mo. \$131.20/mo. (composite rate) \$113.30/mo. (composite rate) \$143.40/mo. (composite rate)					
UME			Anthem HMO Select			\$1,138.86	\$2,277.72	\$2,961.04						
FAME NON-SAFETY			Anthem HMO Trad.			\$1,339.70	\$2,679.40	\$3,483.22						
FAME SAFETY			*Blue Shield Access +			\$1,076.84	\$2,153.68	\$2,799.78						
FPMA			*(Amador, Napa, Nevada, San Joaquin, Santa Cruz, Sutter and Yuba Counties only)											
PETA			**Blue Shield Trio			\$946.84	\$1,893.68	\$2,461.78						
CONFIDENTIAL			**(El Dorado, Los Angeles, Nevada, Placer, Sacramento, and Yolo and select Region 2 Counties)											
CFEA			Kaiser Permanente			\$1,021.41	\$2,042.82	\$2,655.67						
FPA			UnitedHealthCare			\$1,091.13	\$2,182.26	\$2,836.94						
BC			Western Health Adv.			\$807.23	\$1,614.46	\$2,098.80						
IAFF														
OE3	Employee Only \$1,571/mo. Employee + 1 \$2,395/mo. Employee + Family \$2,907/mo.	Eligible to receive \$580/mo. if waiving all benefits .	PPO CalPERS Plans			Employee Only	Employee + 1	Employee + Family	OE3 Plans		Employee Only	Employee + 1	Employee + Family	Vision Only Employee \$42.00/mo. Employee + 1 \$84.00/mo. Employee + Family \$112.00/mo.
			Anthem EPO Del Norte			\$1,314.27	\$2,628.54	\$3,417.10	Dental w/ Ortho & Vision	\$127.00	\$224.00	\$292.00		
			PERS Platinum			\$1,314.27	\$2,628.54	\$3,417.10	Dental & Vision	\$97.00	\$194.00	\$262.00		
			PERS Gold			\$914.82	\$1,829.64	\$2,378.53	Dental w/ Ortho Only	\$121.00	\$213.00	\$276.00		
			PORAC			\$931.00	\$2,117.00	\$2,651.00	Dental Only	\$91.00	\$183.00	\$246.00		

*The City's monthly contribution towards health/benefits (medical, dental and vision) under the Alternative Benefits and Compensation (ABC) Plan. Monthly HBA is pro-rated for employees who work less than 40 hours/week.


BENEFITS SUMMARY

Updated July 1, 2024

	RETIREMENT HEALTH SAVINGS (RHS)	DEFERRED COMPENSATION		BASIC LIFE INSURANCE/ACCIDENTAL DEATH & DISMEMBERMENT (AD&D)	SUPPLEMENTAL LIFE INSURANCE/ACCIDENTAL DEATH & DISMEMBERMENT (AD&D)	LONG TERM DISABILITY (LTD)	SHORT TERM DISABILITY (STD)	EMPLOYEE ASSISTANCE PROGRAM (EAP)					
	Employee Paid	457(b)	401(a)	Employer Paid	Employee Paid (Voluntary)	Employer Paid	Employee Paid (Voluntary)	Employer Paid					
UFO	N/A	Employer Paid Amount determined at time of hire (Annual Contribution)	Employer Paid 2% of base salary	Basic Life/AD&D \$100,000 coverage	Premiums vary by volume and type of coverage <u>Supplemental Life Insurance</u> Coverage Options: \$10,000 to \$500,000 Employee, Spouse & Family <u>Supplemental AD&D Insurance</u> Coverage Options: \$10,000 to \$150,000 Employee, Spouse & Family	Calculated at 66.67% of employee's monthly salary to a maximum benefit of \$10,000/mo. Premium Rate \$0.554/\$100.00 of base salary	Calculated at 66.67% of employee's monthly salary to a maximum benefit of \$2,500/wk. Premium Rate \$0.221/\$100.00 of base salary	\$3.56/mo.					
UME				Basic Life Premium Rate \$0.084/\$1,000.00 of coverage									
FAME NON-SAFETY				AD&D Premium Rate \$0.025/\$1,000.00 of coverage									
FAME SAFETY		Voluntary	Employee Contribution	N/A					Dependent \$1,500.00 coverage Premium Rate \$0.35				
FPMA													
CONFIDENTIAL													
CFEA													
PETA		2% of base salary*											
OE3													
TEAMSTERS													
FPA													
BC	2% of base salary*					Contribution of \$57.16/mo. LTD maintained by the Union	Coverage provided through association						
IAFF						Contribution of \$24.50/mo. LTD maintained by the Union							


BENEFITS SUMMARY

Updated July 1, 2024

 CITY OF Fremont	ANNUAL GENERAL LEAVE	MAXIMUM LIMIT ON GENERAL LEAVE	SICK LEAVE	VACATION LEAVE PLAN & ACCRUAL SCHEDULE
UFO	0-5 yrs = 128 hrs. 6-10 yrs = 152 hrs. 11-15yrs = 164 hrs. 16+ yrs = 188hrs.	0-5 yrs = 347 hrs. 6-10 yrs = 386 hrs. 11-15 yrs = 426 hrs. 16+ yrs = 465 hrs.	1040 hrs max in sick leave bank <i>(General leave hrs accrued over max leave accrual)</i>	N/A
UME				
FAME NON-SAFETY				
FAME SAFETY	0-5 yrs = 108 hrs. 6-15 yrs = 132 hrs. 16+ yrs = 156 hrs.			
FPMA	0-5 yrs = 108 hrs. 6-15 yrs = 132 hrs. 16+ yrs = 188 hrs.	0-5 yrs = 396 hrs. 6-10 yrs = 432 hrs. 11-15 yrs = 468 hrs. 16+ yrs = 504 hrs.		
CONFIDENTIAL	0-5 yrs = 210 hrs. 6-10 yrs = 234 hrs. 11-15 yrs = 258 hrs. 16+ yrs = 282 hrs.	1.5 times annual accrual	520 hrs max in sick leave bank <i>(General leave hrs accrued over max leave accrual)</i>	
CFEA	0-5 yrs = 192 hrs. 6-10 yrs = 216 hrs. 11-15 yrs = 240 hrs. 15+ yrs = 264 hrs.			
PETA				
OE3	0-5 yrs = 192 hrs. 6-10 yrs = 216 hrs. 11-15 yrs = 240 hrs. 16+ yrs = 264 hrs.		350 hrs max in sick leave bank <i>(General leave hrs accrued over max leave accrual)</i>	
TEAMSTERS			300 hrs max in sick leave bank	
FPA	Refer to applicable MOU	3 times annual accrual	0-24 yrs = 96 hrs/yr. 25 yrs = 48 hrs/yr.	Accruals are based on years of service and varying work schedules. Refer to MOU for vacation leave plan and accrual details.
BC		2 times annual accrual	56 hr schedule 12 hrs/mo. 40 hr schedule 8.57 hrs/mo.	
IAFF				

BENEFITS SUMMARY


Updated July 1, 2024

 CITY OF Fremont	MANAGEMENT LEAVE Non-Accrual	FLOATING HOLIDAY Non-Accrual	HOLIDAYS	BEREAVEMENT LEAVE	PERSONAL EMERGENCY LEAVE BANK		
UFO	0-10 yrs = 112 hrs. 11+ yrs = 124 hrs.	8 hrs.	13 days paid	One (1) work week (40 hours)	Eligible for Personal Emergency Leave Bank which is an employee leave donation pool. Review MOU for specific details.		
UME							
FAME NON-SAFETY							
FAME SAFETY	0-10 years = 88 hrs. 11+ years = 112 hrs		104 hrs. paid*				
FPMA	0-10 years = 80 hrs. 11+ years = 104 hrs.		104 hrs. paid*				
CONFIDENTIAL	N/A		8 hrs.			13 days paid. Pro-rated for part-time employees. CFEA & TEAMSTERS: Employee can set up a holiday bank or bi-weekly payments of holiday hours based on classification.	One (1) workweek (per EE's schedule)
CFEA							
PETA							
OE3							
TEAMSTERS							
FPA		104 hrs. paid		40 hr. schedule 5 days max. 4-10/4-11 schedule 4 days max.			
BC		N/A		156 hrs. paid*	56 hr. schedule 3 shifts 40 hr. schedule 5 work days		
IAFF							

*Refer to applicable MOU for specific details


BENEFITS SUMMARY

Updated July 1, 2024

	LEAVE LIQUIDATION PROGRAM	TEMPORARY UPGRADE PAY	TRAINING PAY
UFO	<p>Liquidation amount is based on yrs of service and 75% of max. accrued general leave.</p> <p>Eligible employees submit election in October of current calendar year, lump sum pay out to occur in October of following calendar year (one year between election and cash out).</p>	City Manager Discretion	N/A
UME		Assignments exceeding 3 weeks	
FAME NON-SAFETY		Based on duties and duration of assignment	
FAME SAFETY			
PETA		<p>Greater of first step of higher class or 5% for at least 5 days Greater of bottom of salary range or 10% of base pay for upgrade in management classification for at least 5 days</p>	5% of base pay
CONFIDENTIAL			N/A
CFEA			5% of base pay
TEAMSTERS			5% of base pay
OE3			Greater of first step of the higher class or 5% with a 5 day minimum cumulatively over FY, retroactive to the first day of service
FPMA		Based on duties and duration of assignment	
FPA	<p>Each fiscal year, leave accrued above the maximum accruable limit is liquidated up to the following hours based on years of service. Automatic liquidation to occur on the paycheck that includes July 1.</p> <p>1-10 years 40 hours 11+ years 60 hours</p>	Greater of Step 1 of the higher classification or 5% of base pay	Field Training Officer (FTO) 5% of base pay
BC	Liquidation amount is based on years of service and 75% of max. accrued general leave. Amount is dependent on continuous years of service.	5% of base pay <i>(24 hours max. of acting pay)</i>	N/A
IAFF	Eligible employees submit election in October of current calendar year, lump sum pay out to occur in October of following calendar year (one year between election and cash out).	<p>5% of base pay</p> <p>Members who are assigned as Battalion Chief for 30 or more consecutive calendar days will be paid at Step 1 Battalion Chief or 5%, whichever is greater for the assignment</p>	\$150/month


BENEFITS SUMMARY

Updated July 1, 2024

	SPECIALTY PAY		ANNIVERSARY BONUS
	Classification	Pay	
UFO	N/A		N/A
UME			
FAME NON-SAFETY			
FAME SAFETY			
FPMA			
PETA			
CONFIDENTIAL			
CFEA	Professional Licensed Counselors and Case Managers Bilingual Pay (<i>Eligible classes outlined in MOU</i>)	\$3,600.00/yr (<i>\$138.47 bi-weekly pay</i>) \$1,800.00/yr (<i>\$69.23 bi-weekly pay</i>)	\$500.00 bonus at the completion of 14 and 19 yrs
OE3	Asphalt Pave/Grinder (<i>during paving season</i>) Control Systems Multi-Gang Mower or Irrigation HVAC or Electrical	5% of base pay 10% of base pay 5% of base pay 5% of base pay	\$500.00 bonus at the completion of 19 yrs
TEAMSTERS	Community Services Officer (CSO): Administrative Assignment Pay Crime Scene Specialist CSO/Traffic Assignment Bilingual Pay (<i>Eligible classes outlined in MOU</i>)	5% of base pay for 40/hr. work week assignment & additional 3.72% of base pay for the length of the 40/hr. assignment 5% of base pay for term of assignment 5% of base pay for term of assignment \$150.00/mo	\$500.00 bonus at the completion of 14 and 19 yrs
FPA	Bilingual Pay Specialist (<i>Eligible classes outlined in MOU</i>) Administrative Officer School Resource Officer	\$125 bi-weekly pay 5% of base pay up to 10% of base pay 5% of base pay	N/A
BC	Staff Assignment Emergency Medical Technician (EMT)	17.5% of base pay for 40/hr schedule 2.5% of base pay	
IAFF	EMT On Call Fire Investigator Paramedic Certification Paramedic Pay Special Operations Task Force Staff Assignment Staff Captain Tiller Assignment	2.5% of base pay 3% of Step 5 Firefighter \$3,500 every 2 years 10% of Step 5 Firefighter 7.5% of base pay 7.5% of base pay for a temp 40/hr wk 17.5% of base pay for 2 year 40/hr wk \$0.625/hr	

BENEFITS SUMMARY


Updated July 1, 2024

 CITY OF Fremont	EDUCATIONAL INCENTIVE PAY	TUITION REIMBURSEMENT	MANAGEMENT INCENTIVE PAY
UFO	N/A	City Manager Discretion	City Manager Discretion
UME			
FAME NON-SAFETY			
FAME SAFETY			
FPMA	5% of base salary	\$20,000 max. per employee with at least 6 months of full-time service \$50,000 max. for term of MOU	N/A
CONFIDENTIAL	N/A	\$30,000 per FY (<i>City funded</i>) \$2,000 max. reimbursement per employee per FY <i>(not to exceed \$20,000 per employee during employment)</i>	
CFEA			
PETA		\$3,500 max. per employee per FY for certification programs or CEUs \$3,500 max. per employee per FY	
OE3		\$1,500 per employee per FY	
TEAMSTERS		\$7,500 per FY (<i>City funded</i>) \$1,500 max. per employee per FY	
FPA	Level 1 2.5% of base pay Level 2 5% of base pay Longevity 2.5% after 8 yrs	N/A	
BC	Grandfathered Plan: Level 1 \$29.54 bi-weekly Level 2 \$59.08 bi-weekly Level 3 \$100.62 bi-weekly		
IAFF	New Plan (effective 8/1/2017): Level 1 \$29.54 bi-weekly Level 2 \$59.08 bi-weekly Level 3 \$201.33 bi-weekly		

Note: Full-time non-probationary employees are eligible for tuition reimbursement


BENEFITS SUMMARY

Updated July 1, 2024

 Fremont	UNIFORM ALLOWANCE <i>Includes: Tool & Glove Allowance Shoe Allowance</i>	CALL BACK PAY
UFO	Police Chief \$1,500.00/yr. Deputy Police Chief \$1,500/yr. Fire Chief \$1,000.00/yr.	N/A
UME	N/A	
FAME NON-SAFETY	Fire Managers \$1,000.00/yr.	
FAME SAFETY	\$1,000.00/yr. (\$38.47 bi-weekly pay)	
FPMA	\$1,500.00/yr. (\$57.70 bi-weekly pay)	
CONFIDENTIAL	N/A	
PETA	Shoe Allowance \$175 every 2 yrs	2 hrs of overtime <i>(Not applicable if called back to work within 2 hrs of regular start time)</i>
CFEA	\$600.00/yr. or \$750.00/yr. <i>(Eligible classes outlined in MOU)</i> Shoe Allowance \$250 for steel-toed safety boots	
OE3	Shoe Allowance \$300.00/yr. Tools \$650.00/yr. Gloves \$50.00/yr. <i>(Eligible classes outlined in MOU)</i>	If called back between: The end of the shift and 11:59pm = 2 hrs of overtime 12:01am - 11:15pm <i>(during regularly scheduled day off)</i> = 4 hrs of overtime If called back after 12:00am = 3 hrs of overtime
TEAMSTERS	\$550.00/yr. (\$21.16 bi-weekly pay) \$650.00/yr. (\$25.00 bi-weekly pay) \$800.00/yr. (\$30.77 bi-weekly pay) \$800.00 max. reimbursement every 5 yrs for replacement <i>(initial vest provided to Community Services Officer)</i>	2 hrs of overtime <i>(Not applicable if called back to work within 2 hrs of regular start time or if scheduled to appear or return to training sessions/meetings)</i>
FPA	\$1,750.00/yr.	3 hrs minimum of overtime
BC	\$700.00/yr. (\$26.93 bi-weekly pay)	3 hrs of overtime
IAFF		Fire Investigators 4 hrs of overtime <i>(Neither will apply if called back to work within 2 hrs of regular start time)</i>


BENEFITS SUMMARY

Updated July 1, 2024

 CITY OF Fremont	STAND-BY PAY	COURT PAY	LONGEVITY PAY	
UFO	N/A	N/A	N/A	
UME				
FAME NON-SAFETY				
FAME SAFETY			24 yrs = 2.3% of base pay	
FPMA				
CONFIDENTIAL				
OE3				
CFEA				
TEAMSTERS				
PETA				Stand-by duty = hourly rate: 1 hr for less than 8 hrs on duty Called to duty = 2 hrs 2 hrs for 8-16 hrs on duty minimum of overtime 3 hrs for 16-24 hrs on duty
FPA	\$150/wk. for Investigators Assignments paid at 1/2 of the regular rate of pay per hr. <i>(3hrs minimum pay)</i>	<u>Hired before 7/1/2015:</u> 19 yrs = 2.5% of base pay 24 yrs = 2.3% of base pay 26 yrs = 4.6% of base pay 27 yrs = 2.3% of base pay 28 yrs = 1.2% of base pay	<u>Hired after 7/1/2015:</u> 19 yrs = 2.5% of base pay 24 yrs = 2.3% of base pay	
BC	N/A	N/A	<u>Hired on or before 12/31/2015:</u> 19 yrs = 1.8% of base pay 26 yrs = 5.8% of base pay	<u>Hired on or after 1/1/2016:</u> 19 yrs = 2.5% of base pay 24 yrs = 2.3% of base pay
IAFF			<u>Hired before 1/1/2016:</u> 19 yrs = 1.8% of base pay 26 yrs = 5.8% of base pay 27 yrs = 3% of base pay 28 yrs = 1.4% of base pay	

BENEFITS SUMMARY


Updated July 1, 2024

 RETIREE MEDICAL BENEFITS Medical Reimbursement		
UFO*	Employees retired on or after 7/1/2001 with 20+ yrs of service: Kaiser single premium rate (rate in effect on date of retirement)	Employees hired on or after 1/1/2012 will be eligible for medical reimbursement based on total years of City service as provided in the MOU (if applicable), if the following criteria is met: 1. Retire from the City within 120 days of separation 2. Vested with CalPERS 3. Completed at least 5 years of continuous City service 4. At least age 50 or received a CalPERS industrial disability retirement as a result of employment with the City of Fremont
UME*	Employees retired on or after 7/1/2001 with 25+ yrs of service: Kaiser 2-party premium rate (rate in effect on date of retirement)	
FAME NON-SAFETY*	Employees hired on or after 7/1/2007 : 0-5 yrs \$0.00/mo. 6-9 yrs \$200/mo. 10-19 yrs \$225/mo.	
FAME SAFETY*	20-24 yrs Kaiser single premium rate (rate in effect on date of retirement)	
FPMA*	25+ yrs Kaiser 2-party premium rate (rate in effect on date of retirement)	
CONFIDENTIAL	Employees hired prior to 7/1/2007 and retiring during term of MOU within 120 days of separation from the City are eligible for medical reimbursement up to \$300/mo.	
CFEA	Employees hired on or after 7/1/2007 are eligible for medical reimbursement based on total years of service as provided in CFEA MOU.	
PETA	Employees hired prior to 7/1/2006 and retiring within 120 days of separation from the City are eligible for medical reimbursement up to \$300/mo. Employees hired on or after 7/1/2006 will be eligible for medical reimbursement based on total years of service as provided in MOU.	
OE3	Employees hired on or after 1/1/2006 will be eligible for medical reimbursement based on total years of City service as provided in the MOU, if the following criteria is met: 1. Retire from the City within 120 days of separation 2. Vested with CalPERS 3. Completed at least 5 years of continuous City service 4. At least age 50 or received a CalPERS industrial disability retirement as a result of employment with the City of Fremont	
TEAMSTERS	Employees retiring on or after 7/1/2007 are eligible for medical reimbursement up to \$300/mo. if the following criteria is met: 1. Vested with CalPERS 2. Completed at least 5 years of continuous City service 3. At least age 50 or received a CalPERS industrial disability retirement as a result of employment with the City of Fremont	
FPA*	Employees retired on or after 8/1/1999 will receive medical reimbursement based on total years of City service as provided in MOU. To be eligible for retiree medical reimbursement the employee must retire from the City within 120 days of separation.	
BC*	Employees hired on or before 12/31/2011 : 0-24 years: \$10.00/mo. per years of City service 25+ years: Kaiser 2-party premium rate (rate in effect on date of retirement)	Employees hired after 1/1/2012 are eligible for medical reimbursement based on total years of City service as provided in the MOU, if the following criteria is met: 1. Retire from the City within 120 days of separation 2. Vested with CalPERS 3. Completed at least 5 years of continuous City service 4. At least age 50 or received a CalPERS industrial disability retirement as a result of employment with the City of Fremont
IAFF*	Surviving Spouse: 10-14 yrs \$90.00/mo. 15 yrs \$97.50/mo. 16+ yrs \$100.00/mo.	

*For purposes of evaluating eligibility for this benefit, credit will be given, upon submission of proof by employee, for up to 10 years of service with other public agencies.


BENEFITS SUMMARY

Updated July 1, 2024

	CITY MANAGER					
CALPERS RETIREMENT	Classic Member Tier 1: Hired Before 4/8/2012		Classic Member Tier 2: Hired on or After 4/8/2012		PEPRA Member Tier 3: Hired On or After 1/1/2013	
	Final Compensation: Single Highest Year		Final Compensation: Three Highest Years		Final Compensation: Three Highest Years	
	2.5% @ 55 Total Rate: 18.5% Employer Rate: 10.5% Employee Rate: 8%		2% @ 60 Total Rate: 17.5% Employer Rate: 10.5% Employee Rate: 7%		2% @ 62 Total Rate: 17.75% Employer Rate: 10.5% Employee Rate: 7.25%	
HEALTH BENEFITS	Health Benefit Allowance (HBA)	CalPERS Medical Plans			Delta Dental	Vision Services Plan (VSP)
	\$2,600.00/mo.	HMO CalPERS Plans	Employee Only	Employee + 1	Employee + Family	<u>VSP Standard</u> Employee \$8.16/mo. Employee + 1 \$11.62/mo. Employee + Family \$20.48/mo. <u>VSP High</u> Employee \$11.88/mo. Employee + 1 \$17.04/mo. Employee + Family \$30.20/mo.
	Anthem HMO Select	\$1,138.86	\$2,277.72	\$2,961.04		
	Anthem HMO Trad.	\$1,339.70	\$2,679.40	\$3,483.22		
	Blue Shield Access + <i>(Amador, Napa, Nevada, San Joaquin, Santa Cruz, Sutter and Yuba Counties only)</i>	\$1,076.84	\$2,153.68	\$2,799.78		
	Blue Shield Trio <i> (El Dorado, Los Angeles, Nevada, Placer, Sacramento, and Yolo and select Region 2 Counties)</i>	\$946.84	\$1,893.68	\$2,461.78		
	Kaiser Permanente	\$1,021.41	\$2,042.82	\$2,655.67		
	UnitedHealthCare	\$1,091.13	\$2,182.26	\$2,836.94		
	Western Health Adv.	\$807.23	\$1,614.46	\$2,098.80		
		PPO CalPERS Plans	Employee Only	Employee + 1	Employee + Family	
Anthem EPO Del Norte	\$1,314.27	\$2,628.54	\$3,417.10			
PERS Platinum	\$1,314.27	\$2,628.54	\$3,417.10			
PERS Gold	\$914.82	\$1,829.64	\$2,378.53			
PORAC	\$931.00	\$2,117.00	\$2,651.00			


BENEFITS SUMMARY

Updated July 1, 2024

	CITY MANAGER (continued)		
DEFERRED COMPENSATION	401(a): Employer Paid 2% of base salary		457(b): Employer Paid IRS Maximum - Annual City Contribution
LIFE INSURANCE	Basic Life/AD&D: Employer Paid Employee: Two (2) times annual salary. Premium Rate \$0.084/ \$1,000.00 coverage Dependent: \$1,500.00 coverage	Long Term Disability Employer Paid Calculated at 66.67% of employee's monthly salary to a maximum benefit of \$10,000/mo. Premium Rate \$0.554/\$100.00 of base salary	Supplemental Life Insurance Employee Paid (Voluntary) Supplemental Life & AD&D Insurance Coverage Options: Employee, Spouse & Family <i>Premiums vary by volume and type of coverage</i>
			Short Term Disability Employee Paid (Voluntary) Calculated at 66.67% of employee's monthly salary to a maximum benefit of \$2,500/wk. Premium Rate \$0.221/\$100.00 of base salary
ANNUAL GENERAL LEAVE	188 hrs.		
MANAGEMENT LEAVE	124 hrs. (<i>non-accruable</i>)		
FLOATING HOLIDAY	8 hrs. (<i>non-accruable</i>)		
HOLIDAYS	13 days paid		
BEREAVEMENT LEAVE	1 work week (40 hours)		
PERSONAL EMERGENCY LEAVE	Eligible for Personal Emergency Leave Bank which is an employee leave donation pool.		
LEAVE LIQUIDATION	Liquidation amount is based on yrs of service and 75% of max. accrued general leave. If eligible, submit election in October of current calendar year, lump sum pay out to occur in October of following calendar year (one year between election and cash out).		
RETIREE MEDICAL BENEFITS	<p>Employees retired on or after 7/1/2001 with 20+ yrs of service: Kaiser single premium rate (rate in effect on date of retirement)</p> <p>Employees retired on or after 7/1/2001 with 25+ yrs of service: Kaiser 2-party premium rate (rate in effect on date of retirement)</p> <p>Employees hired on or after 7/1/2007:</p> <ul style="list-style-type: none"> 0-5 yrs \$0.00/mo. 6-9 yrs \$200/mo. 10-19 yrs \$225/mo. 20-24 yrs Kaiser single premium rate (rate in effect on date of retirement) 25+ yrs Kaiser 2-party premium rate (rate in effect on date of retirement) <p style="text-align: right;">Employees hired on or after 1/1/2012 will be eligible for medical reimbursement based on total years of City service as provided in the FAME MOU (if applicable), if the following criteria is met:</p> <ol style="list-style-type: none"> 1. Retire from the City within 120 days of separation 2. Vested with CalPERS 3. Completed at least 5 years of continuous City service 4. At least age 50 or received a CalPERS industrial disability retirement as a result of employment with the City of Fremont <p style="text-align: right;"><i>*Eligible to receive 10 years max of service credit with other public agencies.</i></p>		


BENEFITS SUMMARY

Updated July 1, 2024

	CITY ATTORNEY							
CALPERS RETIREMENT	Classic Member Tier 1: Hired Before 4/8/2012		Classic Member Tier 2: Hired on or After 4/8/2012		PEPRA Member Tier 3: Hired On or After 1/1/2013			
	Final Compensation: Single Highest Year		Final Compensation: Three Highest Years		Final Compensation: Three Highest Years			
	2.5% @ 55 Total Rate: 18.5% Employer Rate: 10.5% Employee Rate: 8%		2% @ 60 Total Rate: 17.5% Employer Rate: 10.5% Employee Rate: 7%		2% @ 62 Total Rate: 17.75% Employer Rate: 10.5% Employee Rate: 7.25%			
HEALTH BENEFITS	Health Benefit Allowance (HBA)	CalPERS Medical Plans				Delta Dental	Vision Services Plan (VSP)	
	\$2,600.00/mo. Ineligible to receive ABC Cash	HMO CalPERS Plans		Employee Only	Employee + 1	Employee + Family	Employee \$43.20/mo. Employee + 1 \$80.30/mo. Employee + Family \$137.90/mo.	<u>VSP Standard</u> Employee \$8.16/mo. Employee + 1 \$11.62/mo. Employee + Family \$20.48/mo. <u>VSP High</u> Employee \$11.88/mo. Employee + 1 \$17.04/mo. Employee + Family \$30.20/mo.
		Anthem HMO Select		\$1,138.86	\$2,277.72	\$2,961.04		
		Anthem HMO Trad.		\$1,339.70	\$2,679.40	\$3,483.22		
		Blue Shield Access + <i>(Amador, Napa, Nevada, San Joaquin, Santa Cruz, Sutter and Yuba Counties only)</i>		\$1,076.84	\$2,153.68	\$2,799.78		
		Blue Shield Trio <i> (El Dorado, Los Angeles, Nevada, Placer, Sacramento, and Yolo Counties only)</i>		\$946.84	\$1,893.68	\$2,461.78		
		Kaiser Permanente		\$1,021.41	\$2,042.82	\$2,655.67		
		UnitedHealthCare		\$1,091.13	\$2,182.26	\$2,836.94		
		Western Health Adv.		\$807.23	\$1,614.46	\$2,098.80		
		PPO CalPERS Plans		Employee Only	Employee + 1	Employee + Family		
		Anthem EPO Del Norte		\$1,314.27	\$2,628.54	\$3,417.10		
		PERS Platinum		\$1,314.27	\$2,628.54	\$3,417.10		
PERS Gold		\$914.82	\$1,829.64	\$2,378.53				
PORAC		\$931.00	\$2,117.00	\$2,651.00				


BENEFITS SUMMARY

Updated July 1, 2024

	CITY ATTORNEY (continued)			
DEFERRED COMPENSATION	401(a) Employer Paid - 2.0% of base salary		457(b) IRS Maximum - Annual City Contribution	
LIFE INSURANCE	Basic Life/AD&D: Employer Paid Employee: Two (2) times annual salary. Premium Rate \$0.084/\$1,000.00 coverage Dependent: \$1,500.00 coverage	Long Term Disability Employer Paid Calculated at 66.67% of employee's monthly salary to a maximum benefit of \$10,000/mo. Premium Rate \$0.554/\$100.00 of base salary	Supplemental Life Insurance Employee Paid (Voluntary) Supplemental Life & AD&D Insurance Coverage Options: Employee, Spouse & Family <i>Premiums vary by volume and type of coverage</i>	Short Term Disability Employee Paid (Voluntary) Calculated at 66.67% of employee's monthly salary to a maximum benefit of \$2,500/wk. Premium Rate \$0.221/\$100.00 of base salary
ANNUAL GENERAL LEAVE	188 hrs.			
MANAGEMENT LEAVE	124 hrs. (non-accruable)			
HOLIDAYS	13 days paid			
BEREAVEMENT LEAVE	1 work week (40 hours)			
PERSONAL EMERGENCY LEAVE BANK	Eligible for Personal Emergency Leave Bank which is an employee leave donation pool.			
LEAVE LIQUIDATION PROGRAM	Liquidation amount is based on yrs of service and 75% of max. accrued general leave. If eligible, submit election in October of current calendar year, lump sum pay out to occur in October of following calendar year (one year between election and cash out).			
RETIREE MEDICAL BENEFITS	Employees retired on or after 7/1/2001 with 20+ yrs of service: Kaiser single premium rate (rate in effect on date of retirement) Employees retired on or after 7/1/2001 with 25+ yrs of service: Kaiser 2-party premium rate (rate in effect on date of retirement) Employees hired on or after 7/1/2007 : 0-5 yrs \$0.00/mo. 6-9 yrs \$200/mo. 10-19 yrs \$225/mo. 20-24 yrs Kaiser single premium rate (rate in effect on date of retirement) 25+ yrs Kaiser 2-party premium rate (rate in effect on date of retirement)		Employees hired on or after 1/1/2012 will be eligible for medical reimbursement based on total years of City service as provided in the MOU (if applicable), if the following criteria is met: 1. Retire from the City within 120 days of separation 2. Vested with CalPERS 3. Completed at least 5 years of continuous City service 4. At least age 50 or received a CalPERS industrial disability retirement as a result of employment with the City of Fremont <i>*Eligible to receive 10 years max of service credit with other public agencies.</i>	

BENEFITS SUMMARY

Updated July 1, 2024

	ELECTED OFFICIALS MAYOR/COUNCILMEMBERS					
CURRENT SALARY	MAYOR: \$4,313.28/mo. COUNCILMEMBERS: \$2,427.76/mo.					
RETIREMENT PLAN	Mayor & Councilmembers must choose one of the following retirement plans (enrollment is mandatory).					
	CalPERS Retirement Plan	Nationwide Retirement Plan				
	7.25% pre-tax contributions of earnings	OR	Part-time, Seasonal, Temporary (PST) Plan is an Alternative Retirement Plan through Nationwide Retirement Solutions which is 7.5% pre-tax contributions of earnings.			
HEALTH BENEFITS	Health Benefit Allowance (HBA) \$450.00/mo.	CalPERS Medical Plans			Delta Dental	Vision Services Plan (VSP)
		HMO CalPERS Plans	Employee Only	Employee + 1	Employee + Family	
		Anthem HMO Select	\$1,138.86	\$2,277.72	\$2,961.04	
		Anthem HMO Trad.	\$1,339.70	\$2,679.40	\$3,483.22	
		*Blue Shield Access +	\$1,076.84	\$2,153.68	\$2,799.78	
		<i>*(Amador, Napa, Nevada, San Joaquin, Santa Cruz, Sutter and Yuba Counties)</i>				
		**Blue Shield Trio	\$946.84	\$1,893.68	\$2,461.78	
		<i>** (El Dorado, Los Angeles, Nevada, Placer, Sacramento, Yolo and select Region 2 Counties only)</i>				
		Kaiser Permanente	\$1,021.41	\$2,042.82	\$2,655.67	
		UnitedHealthCare	\$1,091.13	\$2,182.26	\$2,836.94	
		Western Health Adv.	\$807.23	\$1,614.46	\$2,095.80	
		PPO CalPERS Plans	Employee Only	Employee + 1	Employee + Family	
		Anthem EPO Del Norte	\$1,314.27	\$2,628.54	\$3,417.10	
		PERS Platinum	\$1,314.27	\$2,628.54	\$3,417.10	
		PERS Gold	\$914.82	\$1,829.64	\$2,378.53	
		PORAC	\$931.00	\$2,117.00	\$2,651.00	
DEFERRED COMPENSATION	Voluntary contributions to 457(b) plan					
LIFE INSURANCE	Basic Life/AD&D \$50,000 coverage (\$5.30/mo.) Dependent \$1,500.00 coverage (\$0.34/mo.) (Employer Paid and voluntary enrollment)					
CAR ALLOWANCE	Councilmembers do not typically request reimbursement; however, allowance is an option. Reimbursement is equivalent to the Federal IRS allowance.					
TRAVEL	Reimbursed for approved travel per City Council travel procedures					

The California Government Code regulates elected officials' compensation. The Human Resources Department has prepared this benefit summary to provide a convenient reference tool for staff and other agencies. The Mayor and City Councilmembers are Elected Officials and do not have a Memorandum of Understanding.