

Capital Improvement Program (CIP)



Adopted FY 2023/24 - 2027/28



ADOPTED

Capital Improvement Program

Fiscal Years 2023/2024 through 2027/2028

City Council

Lily Mei, Mayor
Teresa Cox, Vice Mayor
Teresa Keng, Councilmember
Desrie Campbell, Councilmember
Jenny Kassan, Councilmember
Yang Shao, Councilmember
Raj Salwan, Councilmember

City Manager

Karena Shackelford

Public Works Director

Hans Larsen

CIP Core Team

Christina Briggs
Brian Stott
David Persselin
Tish Saini
Suzanne Wolf
Roger Ravenstad
Michelle Silva-Salinas
Tiffany Curotto



Acknowledgements:

Creating a CIP document requires an immense amount of time, energy and teamwork. The CIP team members would like to acknowledge and express appreciation to the following people for their contribution and assistance in creating the FY2023/24 – 2027/28 CIP:

Lilian Ayala
Khandan Bahmani
Kim Beranek
Arquimides Caldera
Corina Campbell
Jennifer Craven
Rene Dalton
Eric Hu
Pat Kendrick
Kelly King
Monica Mathiesen
Mark Mennucci
Ed Nakayama
Deirdre Rockefeller-Ramsey
Dan Schoenholz
Suzanne Shenfil
Cindy Sheridan
Jeanne Suyeishi
Sanford Taylor
Eliza Villaluz
Noe Veloso
Aleksandr Zabyshtny
Connie Wong

Transmittal Memorandum

Honorable Mayor and Members of the City Council,

On June 13, 2023, the City Council unanimously approved a new Capital Improvement Program (CIP) reflecting a \$296 million investment plan for the City's transportation, parks, and civic facilities, covering the five-year period from Fiscal Years 2023/24 through 2027/28.

The most significant change between the new CIP and the previously adopted CIP is the allocation of new one-time funding transferred from the General Fund that will build upon past capital investments for aging building infrastructure, mandated projects related to vehicle electrification, and major projects from the Parks & Recreation Master Plan, including building the new Central Park Multi-Service Community Center and replacing old park restrooms.

The Fremont community will continue to see the prioritization of investments in pavement and sidewalk maintenance, traffic operations and signal system improvement, expansion of trail and pedestrian facilities, and major park improvements. And while several projects are scheduled for delay due to a shortfall in Park Impact Fee revenues, the new CIP does address community demand for investment in pickleball courts and dog parks. The City will also continue to work with our regional partners on major projects such as the State Route 262 Cross Connector Project, developing the new Irvington BART Station, modernizing freeway interchanges at I-680/Mission and I-880/Decoto, developing new bridges over freeways at I-680/Sabercat Trail and I-880/Innovation District, and starting new projects for regional trails and a complete streets corridor.

As acknowledged during the CIP public meetings, projected revenues funding the new CIP are primarily due to increased transfers from a healthy General Fund and increased revenue projections from transportation taxes, providing the City with the unique opportunity to increase investments despite a significant reduction in Development Impact Fees.

In closing, I'd like to thank both the City Council and the City staff for the recent capital project accomplishments and the plans for future achievements represented in this 2023/24 – 2027/28 CIP.

Respectfully submitted,

DocuSigned by:
Karena Shackelford
6952F69E7672426...
Karena Shackelford
City Manager

Introduction/Executive Summary

Every two years, staff embarks on a significant effort to produce the Capital Improvement Program (CIP). The scope of the City's CIP is focused on investments to maintain and improve the City's infrastructure related to Transportation, Parks, and Civic Facilities. The sources of funds that support the CIP include: County and State transportation taxes; grants; City Development Impact Fees; and allocations from the City General Fund. The City's CIP is updated every two years and includes a two-year Capital Budget (FY 2023/24 and FY 2024/25) and, for planning purposes, a combined five-year CIP (FY 2023/24 through FY 2027/28).

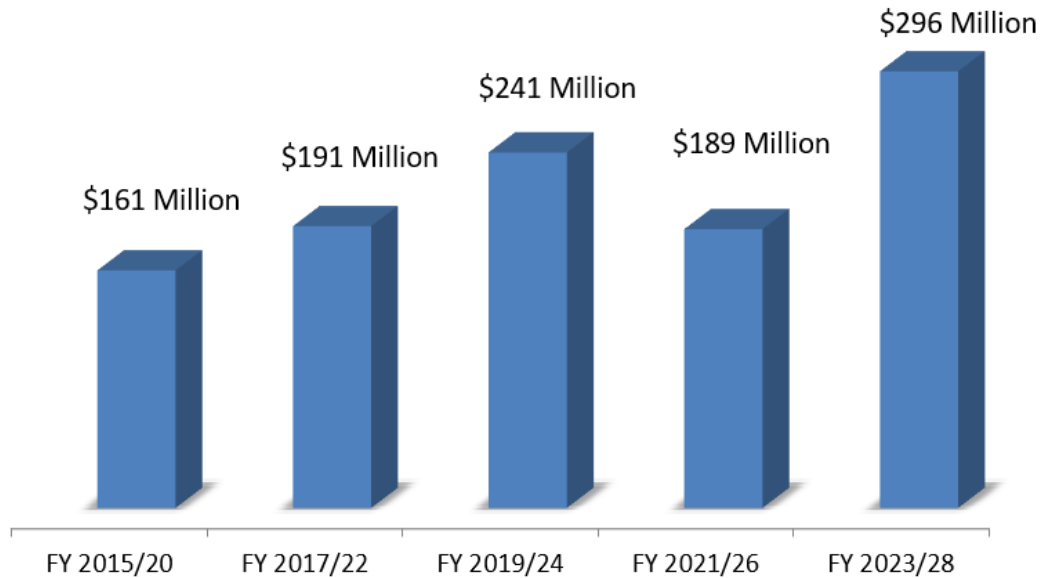
Development of the City's CIP is a multi-departmental effort with the Public Works Department serving as the lead for Transportation investments and overall CIP coordination under the direction of the City Manager's Office. The Parks program is managed by the Community Services Department, with guidance from the Recreation Commission. Investments using City General Funds are prioritized by the Finance Department and City Manager's Office. All City Departments participate in proposing CIP projects that support their service responsibilities.

This Introduction/Executive Summary highlights some of the major projects included in the plan. The plan itself contains more detailed project descriptions and fund group summaries. The 2023 CIP programs approximately \$296 million over the next five years. This is a significant increase above the previous CIP, which was constrained by economic factors due to the COVID pandemic. Notably, the following factors contributed to the increased projected total revenues:

- A \$10 million increase in General Fund transfers to the CIP for capital maintenance activities over the CIP cycle; \$2 million per year for five years. This increase was approved by the City Council last year.
- A \$27.5 million increase in new General Fund transfers to the CIP for capital maintenance (pavement, buildings, parks, and street trees); \$5.5 million per year for five years.
- One-time General Fund transfers to the CIP in the amount of \$58 million, previously approved by the City Council.
- A projection of future revenue in the amount of \$23 million for the Central Park Multi-Service Community Center project anticipated from State, federal, and/or private contribution sources, to provide full funding for a \$58 million project.

It is noted that the CIP revenue estimates include a significant reduction in Development Impact Fees due to a decline in forecasted residential development activity compared to past CIP cycles. This CIP incorporates reductions in Development Impact Fee revenue for projects that support Parks and Transportation and provides a plan for project delivery that aligns with anticipated revenue. In addition, revenues from transportation taxes (from sales tax and gas tax sources) are projected to be higher than past CIP cycles, which were previously lower due to the influence of the COVID pandemic.

5-Year CIP Revenue History



Projected revenues are up primarily due to increased transfers from the General Fund

5-Year CIP Funding

Sources and Uses by Major Program Areas

	Transportation (\$136M)	Parks & Landscaping (\$39M)	Civic Facilities & Other (\$121M)
Restricted Funds (\$173M)	<u>Source:</u> State Gas Tax, County Measures, Development Impact Fees, Grants <u>Uses:</u> Pavement Maintenance, Safety, Bike/Ped, Major Projects (\$112M)	<u>Sources:</u> Development Impact Fees, Grants <u>Uses:</u> New Park Acquisition; Construction (\$21M)	<u>Sources:</u> Development Impact Fees, Grants <u>Uses:</u> Fire Facilities; City Buildings; IT Infrastructure (\$40M)
General Fund Annual (\$64M)	Pavement Maintenance, "50/50" Sidewalk Repair Program (\$24M)	Park and Median Island Capital Replacement, "50/50" Tree Program (\$18M)	Building Repair & Renovation, ADA Improvements (\$22M)
General Fund One-Time (\$59M)			Proposed for allocation to 9 projects; 4 located in parks (\$59M)

CIP Funding Uses

Most CIP funding sources are “restricted” to specific project or program purposes with the largest allocation of funding dedicated to uses relating to capital maintenance. Provided below is a description of the various fund groups along with investment highlights within each program area.

Capital Improvement Fund - This CIP fund is unrestricted and may be used for any capital project designated by the City Council.

Gas Tax Fund Group - Revenue in this fund group comes from the City’s share of State collected gasoline taxes, including the new Road Repair and Accountability Act of 2017 (SB1); Alameda County Measure BB transportation sales taxes; and County-wide Vehicle Registration Fees.

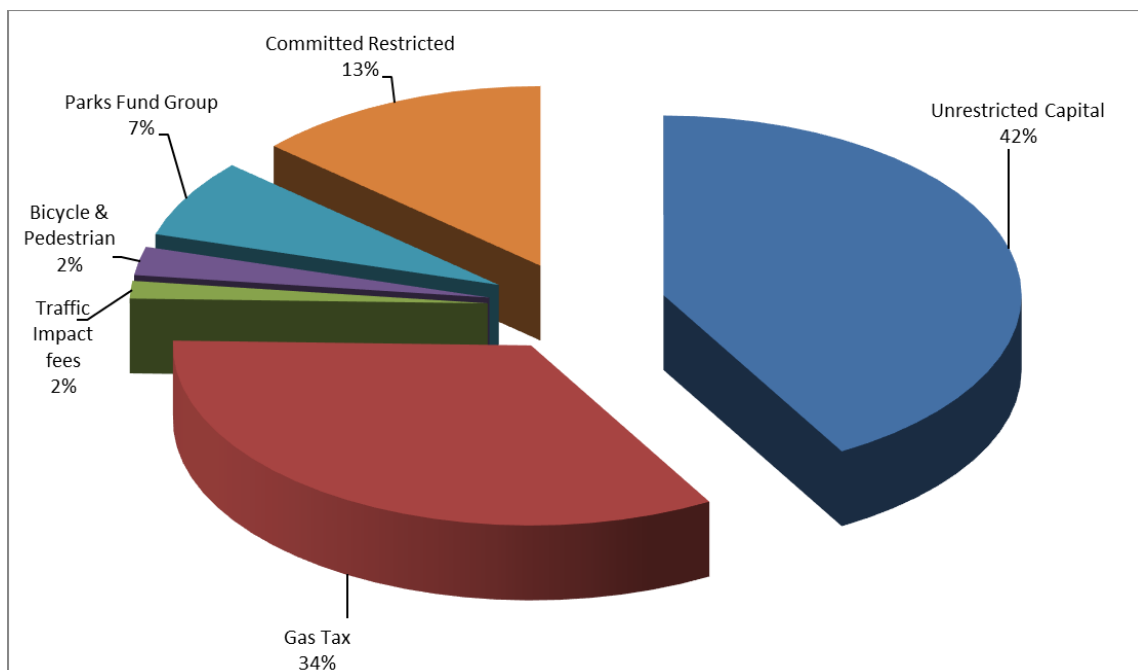
Traffic Impact Fee - This fund group accounts for monies received from private developers to mitigate impacts on the City’s transportation network resulting from new development.

Bike & Pedestrian Fund Group - This fund group accounts for Alameda County Measure BB funds and funds from the Vehicle Registration Fee, which is dedicated only to bicycle and pedestrian projects.

Parkland and Park Facilities Fund Group - This fund group accounts for the Parkland fee levied on all new residential development to pay for new development’s share of the cost of acquiring land for parks, and the Park Facilities fee levied on all new residential development to pay for its share of the cost of developing park facilities.

Committed/Restricted Fund Group - This fund group accounts for funds that the City expects to receive from State, federal, and other agencies to fully or partially fund specific capital projects. This group also contains revenue from Capital Facilities and Fire Development Impact Fees, collected from new development to mitigate impacts to public facilities and fire services.

Fiscal Year 2023/24 - 2027/28: Expenditures by Fund Group



General Fund Annual Transfers to the CIP

The CIP continues a \$7 million annual transfer (a total of \$35 million over five years) of funding from the General Fund for capital maintenance activities that was approved by the City Council as part of the FY 2022/23 operating budget. Also, a supplemental increase of \$5.5 million in the annual transfer is to be allocated as follows (increasing the annual transfer for capital maintenance facilities to \$62.5 million over five years):

- \$2.5 million to pavement maintenance
- \$2.0 million to building maintenance
- \$0.9 million to capital replacement for parks
- \$0.1 million to the street tree 50/50 program

Program (\$000)	2023/24	2024/25	2025/26	2026/27	2027/28	Total
Pavement Maintenance <i>(increased by \$2.5M annually)</i>	4,725	4,725	4,725	4,725	4,725	23,625
Building Maintenance <i>(increased by \$2.0M annually)</i>	4,000	4,000	4,000	4,000	4,000	20,000
Parks Capital Replacement <i>(increased by \$0.9M annually)</i>	2,250	2,250	2,250	2,250	2,250	11,250
ADA Facility Improvements	450	450	450	450	450	2,250
50/50 Sidewalk Repair/Street Tree <i>(increased by \$0.1M annually)</i>	425	425	425	425	425	2,125
Playground Resurfacing	400	400	400	400	400	2,000
Water Conservation/Median Islands <i>(increased by \$2.1M one-time)</i>	2,350	250	250	250	250	3,350
Total	\$14,600	\$12,500	\$12,500	\$12,500	\$12,500	\$64,600

General Fund One-Time Transfers to the CIP

The most significant change in the CIP is the allocation of new one-time funding transferred from the General Fund to the CIP in the amount of \$58 million based on past Council actions, and a new \$2.1 million transfer. In summary, the use of these allocations is as follows:



Rendering of new Central Park Community Center.

- \$21 million for the Central Park Multi-Service Community Center project as a City General Fund contribution to an overall \$58 million project. Other secured and proposed funding sources include: \$8 million from a State grant; \$1 million from previously adopted CIP funds; \$5 million from the Parks CIP; and \$23 million in proposed future revenue from grants and private contributions.
- \$15 million to replace 21 old restroom buildings in City parks.
- \$8 million to replace old and outdated heating, ventilation and air conditioning (HVAC) systems in 11 City buildings with modern environmentally sustainable equipment.

- \$5 million to provide electric vehicle charging infrastructure for City fleet vehicles to support the City's climate action policies and comply with State mandates for transitioning to zero emission vehicles.



- \$5 million to rehabilitate and replace aging building systems at City Hall including the roof, fire alarms, and HVAC.

- \$1.7 million for a new Fire Alerting System to align with new County standards for emergency communications.
- \$1.65 million for a new Vehicle Evidence and Storage Building at the Police Center to meet standards for securing evidence from vehicles involved in crime investigations or traffic crashes. This closes a construction funding gap for a project previously approved by the City Council.
- \$826,000 for the Central Park Synthetic Turf Replacement project to replace the aging turf at the dog park.
- \$506,000 for Central Park Sports Lighting Transformer Replacement Project to replace aging infrastructure.
- \$2.1 million as a one-time General Fund transfer to the existing Water Conservation and Median Upgrades program as a contribution for an overall \$5.1 million project to landscape the median islands along Auto Mall Parkway. City is requesting federal grant for \$3 million which is currently under review.




Transportation Investment Highlights

The Transportation CIP includes projects (totaling \$112 million) focused in the areas of: pavement and sidewalk maintenance; traffic operations and signal system improvement; bicycle and pedestrian facilities; and major projects. All of the projects are implemented in a manner consistent with the City's policies related to traffic safety (Vision Zero), complete streets (providing mobility equity for all travel modes, ages and abilities), and improving traffic flow. Provided below is a summary of investments, funding levels and new projects:

- **Basic Maintenance Projects** – The highest level of funding in the Transportation CIP is allocated to ongoing annual projects to: repave City streets; repair sidewalks, curbs, and gutters in the worst condition; and build ADA curb ramps. The overall funding amount for basic maintenance is \$74 million. In the next two years, work will be completed on a multi-year program to repair sidewalks in a severely damaged condition, where the sidewalk deflection exceeded four (4) inches.



- **Traffic Operations and Signal Projects** – The investments in traffic operations and signal projects include annual expenditures to maintain existing traffic signals (195 signals); maintain or expand fiber optic communication network within the roadway; modernize equipment for more efficient operations; construct new traffic signals at priority locations to improve safety and operation; and to respond to community interests and concerns related to traffic operations. The overall funding amount for traffic operations and signal projects is approximately \$20 million. Key traffic operation projects included in this CIP budget cycle include the development of reliable signal coordination timing along key north-south and east-west regional corridors (e.g., Paseo Padre Parkway, Fremont Boulevard, Decoto Road, Mowry Avenue, Stevenson Boulevard, Warm Springs Boulevard, Osgood Road, Auto Mall Parkway, Thornton Avenue, and Grimmer Boulevard) to manage traffic speeds and minimize the amount of red lights experienced by motorists, as well as the design and construction of a new Traffic Management Center at the City's Development Center office to allow for enhanced monitoring and management of signal operations.



- **Bike/Pedestrian Projects** – The City receives dedicated funds from the County Measure BB program and State grants for improvements and expansion to the City's bicycle and pedestrian facilities as identified in the City's Bicycle and Pedestrian Master Plan, Vision Zero program, and Safe Routes to Schools program. The overall funding amount for the bike/pedestrian projects is approximately \$11 million. It is noted that other Transportation CIP programs and projects (e.g., complete street roadway projects) may also include bicycle and pedestrian facility elements that are in addition to these bike/pedestrian projects.



I-680/Sabercat Bridge and Trail

- **Major Projects** – A portion of the City’s Transportation CIP is oriented toward major and regional projects. This includes the City’s support for upgrading the State Route 262 corridor and developing the new Irvington BART Station, projects led by Alameda County Transportation Commission (Alameda CTC) and BART respectively. Additionally, the City is leading the planning and design for modernizing freeway interchanges at 680/Mission and 880/Decoto, as well as developing new bridges for bicycling and walking over freeways at 680/Sabercat Trail and 880/Innovation District. Other major projects include three new regional trails: Dumbarton to Quarry Lakes, East Bay Greenway, and Niles Canyon Trail, and a complete street corridor project along Decoto Road. Work is also ongoing for the “Centerville Railroad Quiet Zone Corridor Project”. The overall amount of new funding for major projects in the CIP is \$6 million. A notable grant-funded project included in the prior CIP is the Centerville Complete Streets Project, which is planned to be bid out for construction in Fall 2023.



Irvington BART Station

Parks Investment Highlights

The Parks CIP includes project allocations (totaling approximately \$20.9 million) focused in the areas of: continued funding for existing major projects underway; upgrades to play areas; expansion of trail and pedestrian facilities; and new pickleball court and dog park facilities. Projects are consistent with the previously adopted Parks and Recreation Master Plan adopted in March of 2022. The Recreation Commission considered proposed projects in three meetings during October and November of 2022, and January 2023. During the Commission's review, they considered projects consistent with the Parks and Recreation Master Plan.

This year the Recreation Commission addressed significant revenue shortfalls in the Parks Development Impact Fee program along with high inflationary pressures in the construction industry and throughout the economy. The primary focus is to address a shortfall of approximately \$8 million in Parks Development Impact Fee revenues, address shortfalls in existing project budgets due to construction cost inflation, and to address community demand for pickleball courts and dog parks. Several projects, such as Central Park Loop Trail/Parking Lot and Pacific Commons Sports Park (phase two), are scheduled for delay due to the \$8 million shortfall, but these previously approved projects and priorities have not been eliminated.

On January 18, 2023, the Recreation Commission voted unanimously to forward the following Parks CIP to the City Council for consideration. Significant themes in the CIP include the following:

- **Major Park Improvements** – Much of this year's capital investment is for continued support for on-going major park projects including: Centerville Community Park, Palm Avenue Community Park, and Rix Neighborhood Park Expansion. Allocations in this CIP will complete funding for these projects.
- **Investments in Pickleball Courts and Dog Parks** – New pickleball courts and a dog park at Vallejo Mills Historic Park to address strong community demand for these facilities. In addition to Vallejo Mills, a new dog park for the park property at Ardenwood Blvd. and Paseo Padre Parkway and a large pickleball complex is planned for the first phase of Pacific Commons Sports Park.
- **New Central Park Community Center** – A significant contribution from Park Impact Fees is allocated for exterior improvements associated with the Community Center.



General Government / Public Facilities Investment Highlights

The General Government / Public Facilities CIP allocations total \$39.6 million. The largest amount of \$23 million is programmed to collect contributions and grants in support of the new Central Park Community Center. Approximately \$18 million is being accumulated from Development Impact Fees collected for new or expanded infrastructure to support City growth with funding to be used for Fire Department and Capital facilities. Of this \$18 million, \$5 million is allocated to pay debt on public facilities completed in the past, \$10 million is programmed to support the development agreement for the Age Well Center in South Fremont, and \$343,000 is allocated to purchase fire equipment and uniforms. The remaining amount is not being budgeted at this time until sufficient funds are accumulated. Department internal funds support the development permitting system in an amount of \$1.3 million.

Fiscal Years 2023/24 through 2027/28

<i>Expenditures by Program Category</i>	
<i>Capital Maintenance</i>	<i>\$218,948,650</i>
<i>Transportation Improvements</i>	<i>\$38,530,000</i>
<i>Parks & Recreation</i>	<i>\$20,613,162</i>
<i>General Government</i>	<i>\$18,332,676</i>

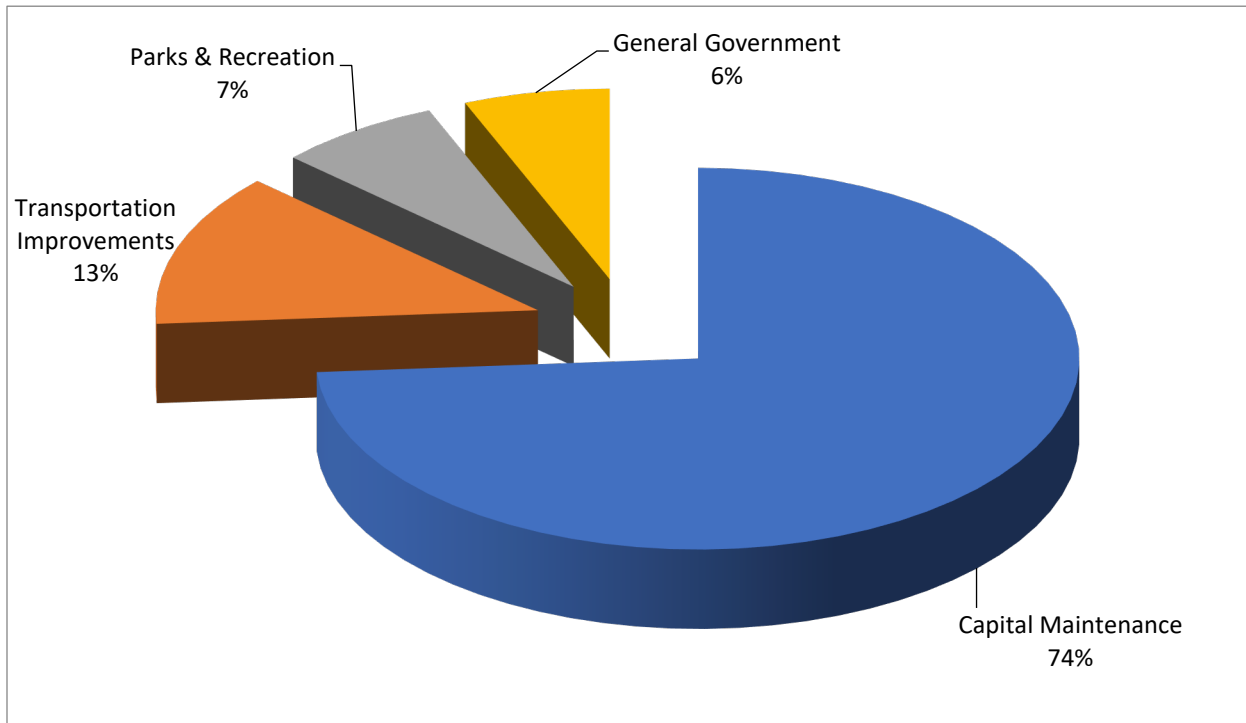


Table of Contents

	<u>Page</u>
Table of Contents	i
Tables and Charts	1
Summary Schedule	4
Fund Group Summary Report	9
Fund Source and Use Reports	21
Program Source and Use Report	41
 <u>Project Descriptions (by Program Category)</u>	
Capital Maintenance	50
Transportation Improvements	82
Parks and Recreation	95
General Government	118
Debt Policy (Long-Term Capital Debt Policy)	127
Index: Alphabetical List of Projects	134



Listing of Tables and Charts

Page

Proposed Expenditures by Program Category	2
CIP Projects by Fund Group	3

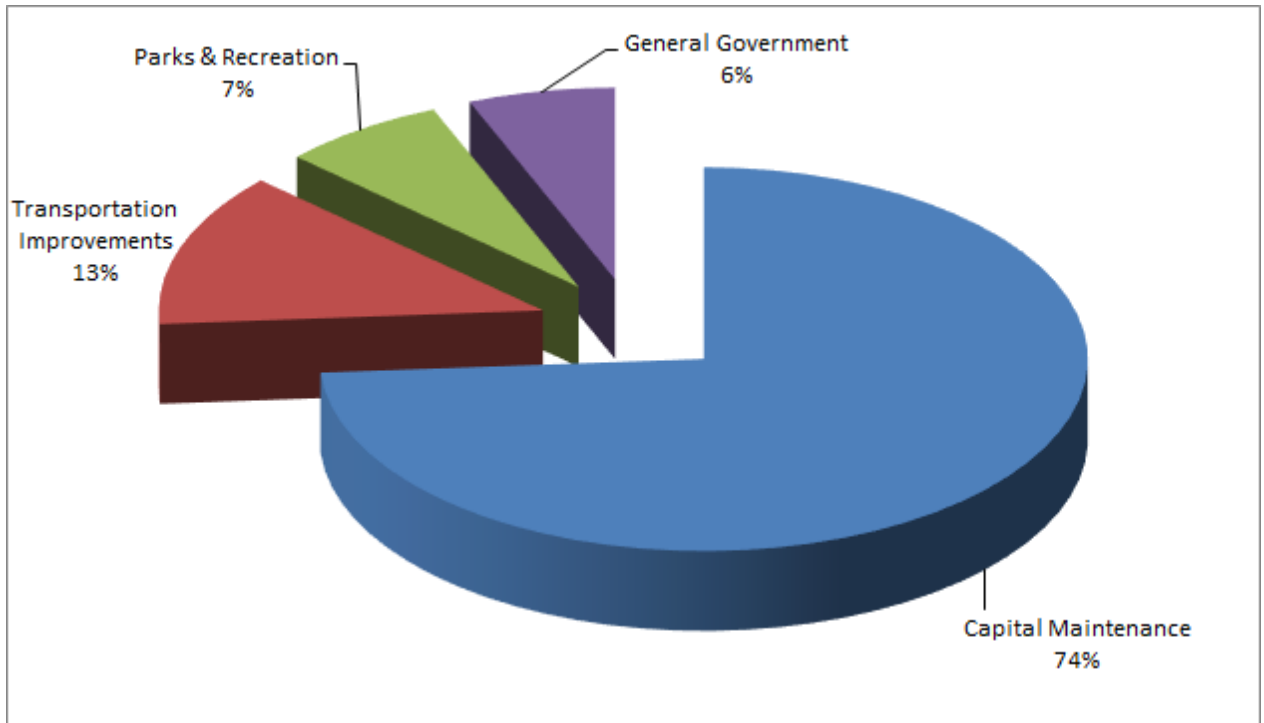
CIP

Fiscal Years 2023/24 through 2027/28

Proposed Expenditures by Program Category

(Millions of Dollars)

	2023- 2024	2024- 2025	2025- 2026	2026- 2027	2027- 2028	Five Year Total
Capital Maintenance	\$64,163	\$40,449	\$57,298	\$28,464	\$28,574	\$218,949
Transportation Improvements	\$9,715	\$8,220	\$7,765	\$6,415	\$6,415	\$38,530
Parks & Recreation	\$8,573	\$4,260	\$3,060	\$2,360	\$2,360	\$20,613
General Government	\$3,898	\$3,429	\$3,692	\$3,667	\$3,647	\$18,333
Total	\$86,349	\$56,358	\$71,815	\$40,906	\$40,996	\$296,424



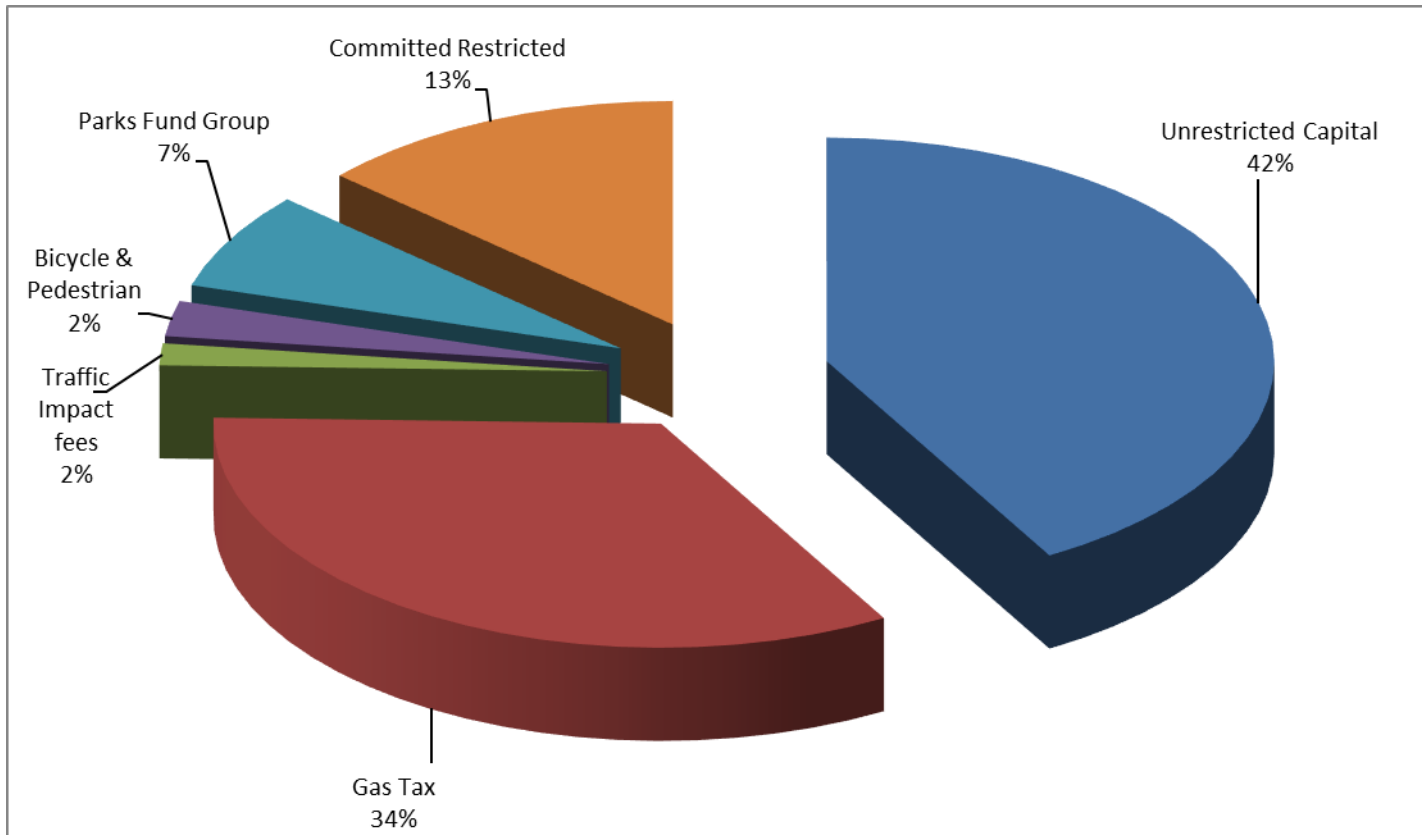
Five Year General Fund

CIP Budget

CIP Project by Fund Group (in Millions)

<i>Unrestricted Capital</i>	<i>\$123,659</i>
<i>Gas Tax</i>	<i>\$99,920</i>
<i>Traffic Impact fees</i>	<i>\$4,675</i>
<i>Bicycle & Pedestrian</i>	<i>\$7,580</i>
<i>Parks Fund Group</i>	<i>\$20,897</i>
<i>Committed Restricted</i>	<i>\$39,694</i>

CIP by Fund Group





City of Fremont, CA

2023/24-2027/28 Capital Improvement Program

Five-Year CIP Project Summary Schedule

CIP #.	Project Name	Category	Total Project Cost *	2023/24	2024/25	2025/26	2026/27	2027/28	Total
101410	Debt Service	General Government	N/A	\$1,000,000	\$1,000,000	\$1,000,000	\$1,000,000	\$1,000,000	\$5,000,000
PWC8595	Traffic Signal Maintenance, State	Capital Maintenance	N/A	\$100,000	\$100,000	\$100,000	\$100,000	\$100,000	\$500,000
PWC8595	Traffic Signal Maintenance, City	Capital Maintenance	N/A	\$750,000	\$750,000	\$750,000	\$750,000	\$750,000	\$3,750,000
001-000	Street Maintenance	Capital Maintenance	N/A	\$1,758,750	\$1,829,100	\$1,829,100	\$1,829,100	\$1,829,100	\$9,075,150
535-53900	Age Well Center Development Agreement Reimbursement Payment	General Government	N/A	\$2,000,000	\$2,000,000	\$2,000,000	\$2,000,000	\$2,000,000	\$10,000,000
544-22100	Fire Equipment and Uniforms	General Government	\$343,676	\$343,676	\$0	\$0	\$0	\$0	\$343,676
PWC8101	Contingency - Project Cost and Scope Parks Funds	Parks & Recreation	N/A	\$100,000	\$100,000	\$0	\$0	\$0	\$200,000
PWC8595	Traffic Signal Electricity	Capital Maintenance	N/A	\$130,000	\$130,000	\$130,000	\$130,000	\$130,000	\$650,000
PWC7101	Emerging Projects Reserve-Gas Tax Funds Group	General Government	N/A	\$0	\$0	\$200,000	\$200,000	\$190,000	\$590,000
PWC7926	Storm Drainage (Drainage System Repair), Citywide	Capital Maintenance	N/A	\$300,000	\$300,000	\$300,000	\$300,000	\$300,000	\$1,500,000
PWC7953	Traffic Improvement Program	Transportation Improvements	N/A	\$650,000	\$1,800,000	\$825,000	\$825,000	\$825,000	\$4,925,000
PWC8101	Cost and Scope Contingency - Traffic Impact Fee	General Government	N/A	\$0	\$0	\$200,000	\$200,000	\$190,000	\$590,000

*Projects with N/A are annual projects or programs, and therefore do not have a fixed project cost

Five-Year CIP Project Summary Schedule

CIP #.	Project Name	Category	Total Project Cost *	2023/24	2024/25	2025/26	2026/27	2027/28	Total
PWC8120	Bridge Repair, Citywide	Capital Maintenance	N/A	\$250,000	\$50,000	\$50,000	\$50,000	\$50,000	\$450,000
PWC8127	Park Planning	Parks & Recreation	N/A	\$360,000	\$360,000	\$360,000	\$360,000	\$360,000	\$1,800,000
PWC8195	Pavement Maintenance	Capital Maintenance	N/A	\$9,125,000	\$9,125,000	\$8,125,000	\$8,225,000	\$8,225,000	\$42,825,000
PWC8230	Capital Improvement Program Management	General Government	N/A	\$87,000	\$62,000	\$37,000	\$12,000	\$12,000	\$210,000
PWC8234	Pavement Rehabilitation	Capital Maintenance	N/A	\$4,000,000	\$4,500,000	\$5,000,000	\$6,750,000	\$6,750,000	\$27,000,000
PWC8239	Concrete Repair Program, Citywide	Capital Maintenance	N/A	\$800,000	\$925,000	\$800,000	\$890,000	\$1,000,000	\$4,415,000
PWC8297	Red Light Photo Enforcement	General Government	N/A	\$5,000	\$5,000	\$5,000	\$5,000	\$5,000	\$25,000
PWC8315	Development Impact Fee Program	General Government	N/A	\$112,000	\$112,000	\$0	\$0	\$0	\$224,000
PWC8392	Centerville Community Park	Parks & Recreation	N/A	\$881,360	\$0	\$0	\$0	\$0	\$881,360
PWC8393	Building Maintenance (Major Repair-Citywide)	Capital Maintenance	N/A	\$3,600,000	\$3,600,000	\$3,600,000	\$3,600,000	\$3,600,000	\$18,000,000
PWC8394	Building Maintenance (Minor Repairs-Citywide)	Capital Maintenance	N/A	\$400,000	\$400,000	\$400,000	\$400,000	\$400,000	\$2,000,000
PWC8444	Intersection Ramps, Citywide	Capital Maintenance	N/A	\$100,000	\$100,000	\$1,500,000	\$1,500,000	\$1,500,000	\$4,700,000
PWC8483	Curb and Gutter Repairs, Citywide	Capital Maintenance	N/A	\$100,000	\$100,000	\$100,000	\$100,000	\$100,000	\$500,000
PWC8501	Capital Replacement for Parks	Capital Maintenance	N/A	\$2,250,000	\$2,250,000	\$2,250,000	\$2,250,000	\$2,250,000	\$11,250,000
PWC8541	Bike & Ped Non Infrastructure (formerly Bike & Ped Misc)	Transportation Improvements	N/A	\$400,000	\$180,000	\$250,000	\$250,000	\$250,000	\$1,330,000
PWC8573	Traffic Service Operations	Transportation Improvements	N/A	\$300,000	\$300,000	\$300,000	\$300,000	\$300,000	\$1,500,000
PWC8594	Traffic Counting Program	Transportation Improvements	N/A	\$50,000	\$50,000	\$50,000	\$50,000	\$50,000	\$250,000
PWC8657	Pavement Management Program	Capital Maintenance	N/A	\$40,000	\$40,000	\$40,000	\$40,000	\$40,000	\$200,000

*Projects with N/A are annual projects or programs, and therefore do not have a fixed project cost

Five-Year CIP Project Summary Schedule

CIP #.	Project Name	Category	Total Project Cost *	2023/24	2024/25	2025/26	2026/27	2027/28	Total
PWC8746	Development Permitting System Support	General Government	N/A	\$350,000	\$250,000	\$250,000	\$250,000	\$250,000	\$1,350,000
PWC8770	Play Area Surfacing (formerly Poured in Place Area Surfacing)	Capital Maintenance	N/A	\$400,000	\$400,000	\$400,000	\$400,000	\$400,000	\$2,000,000
PWC8813	Palm Avenue Community Park	Parks & Recreation	N/A	\$2,400,000	\$800,000	\$0	\$0	\$0	\$3,200,000
PWC8837	California Nursery Development	Parks & Recreation	N/A	\$1,000,000	\$1,000,000	\$0	\$0	\$1,000,000	\$3,000,000
PWC8846	ADA Program Management (formerly Transition Plan)	Capital Maintenance	N/A	\$25,000	\$25,000	\$25,000	\$25,000	\$25,000	\$125,000
PWC8853	Energy Service Contract	Capital Maintenance	\$402,000	\$402,000	\$0	\$0	\$0	\$0	\$402,000
PWC8872	Central Park Trail/Loop Parking Lot	Parks & Recreation	N/A	(\$650,000)	\$0	\$0	\$0	\$0	(\$650,000)
PWC8873	Street Tree 50/50	Capital Maintenance	N/A	\$275,000	\$275,000	\$275,000	\$275,000	\$275,000	\$1,375,000
PWC8874	Bikeway Improvements	Transportation Improvements	N/A	\$400,000	\$650,000	\$625,000	\$650,000	\$650,000	\$2,975,000
PWC8875	Bike and Pedestrian Program (Staff Participation)	Transportation Improvements	N/A	\$500,000	\$700,000	\$700,000	\$700,000	\$700,000	\$3,300,000
PWC8877	ADA Upgrades	Capital Maintenance	N/A	\$450,000	\$450,000	\$450,000	\$450,000	\$450,000	\$2,250,000
PWC8889	Water Conservation and Median Upgrades	Capital Maintenance	N/A	\$2,350,000	\$250,000	\$250,000	\$250,000	\$250,000	\$3,350,000
PWC8930	Traffic Signal Installation on Mission Boulevard at Sullivan Underpass/Nichols Avenue	Transportation Improvements	\$200,000	\$200,000	\$0	\$0	\$0	\$0	\$200,000
PWC8931	Traffic Signal System Upgrade & Modernization	Transportation Improvements	N/A	\$450,000	\$0	\$600,000	\$650,000	\$650,000	\$2,350,000
PWC8933	Measure BB Projects (City Staff Participation)	Transportation Improvements	N/A	\$1,290,000	\$1,390,000	\$1,540,000	\$1,540,000	\$1,540,000	\$7,300,000
PWC8935	PD Vehicle Evidence & Storage Building	Capital Maintenance	N/A	\$1,650,000	\$0	\$0	\$0	\$0	\$1,650,000
PWC8939	Sidewalk Repair 50/50	Capital Maintenance	N/A	\$150,000	\$150,000	\$150,000	\$150,000	\$150,000	\$750,000

*Projects with N/A are annual projects or programs, and therefore do not have a fixed project cost

Five-Year CIP Project Summary Schedule

CIP #.	Project Name	Category	Total Project Cost *	2023/24	2024/25	2025/26	2026/27	2027/28	Total
PWC8944	Pedestrian Improvements	Transportation Improvements	N/A	\$400,000	\$650,000	\$625,000	\$650,000	\$650,000	\$2,975,000
PWC9000	Central Park All Inclusive Exercise Equipment	Parks & Recreation	N/A	\$347,000	\$0	\$0	\$0	\$0	\$347,000
PWC9001	Central Park: Cricket Field Shade Cloth	Parks & Recreation	N/A	\$13,000	\$0	\$0	\$0	\$0	\$13,000
PWC9002	Central Park North Lakeside Development	Parks & Recreation	N/A	\$1,000,000	\$1,000,000	\$0	\$0	\$0	\$2,000,000
PWC9003	Central Park Path North Meadow	Parks & Recreation	N/A	\$85,000	\$0	\$0	\$0	\$0	\$85,000
PWC9004	Central Park Path: Senior Center to Lions Picnic Area and FCC	Parks & Recreation	N/A	\$72,002	\$0	\$0	\$0	\$0	\$72,002
PWC9010	Niles Fishing Dock #3 Replacement	Parks & Recreation	N/A	\$182,000	\$0	\$0	\$0	\$0	\$182,000
PWC9012	Rix Park Expansion	Parks & Recreation	N/A	\$245,000	\$1,000,000	\$2,500,000	\$1,000,000	\$0	\$4,745,000
PWC9028	Central Park Path: FCC to Lions Picnic Area	Parks & Recreation	N/A	\$8,800	\$0	\$0	\$0	\$0	\$8,800
PWC9041	Regional Projects Funding Match	Transportation Improvements	N/A	\$2,050,000	\$1,100,000	\$850,000	\$800,000	\$800,000	\$5,600,000
PWC9051	Booster Park Play Area Upgrades	Parks & Recreation	N/A	\$57,000	\$0	\$0	\$0	\$0	\$57,000
PWC9052	Buena Vista Play Area Upgrades	Parks & Recreation	N/A	\$31,000	\$0	\$0	\$0	\$0	\$31,000
PWC9053	Azevada Neighborhood Park Play Area Upgrades	Parks & Recreation	N/A	\$94,000	\$0	\$0	\$0	\$0	\$94,000
PWC9056	Centerville Community Park Play Area Upgrades	Parks & Recreation	N/A	\$71,000	\$0	\$0	\$0	\$0	\$71,000
PWC9060	Northgate Community Park Closed Roof Arbor	Parks & Recreation	N/A	\$109,000	\$0	\$0	\$0	\$0	\$109,000
PWC9066	Hetch Hetchy Bike and Pedestrian Trail at Warm Springs or Irvington	Parks & Recreation	N/A	\$0	\$0	\$0	\$1,000,000	\$1,000,000	\$2,000,000
PWC9071	Centerville Railroad Safety Enhancement Corridor Project	Capital Maintenance	N/A	\$225,000	\$0	\$0	\$0	\$0	\$225,000
PWC9087	Central Park Community Center	Capital Maintenance	\$58,000,000	\$21,000,000	\$0	\$23,000,000	\$0	\$0	\$44,000,000

*Projects with N/A are annual projects or programs, and therefore do not have a fixed project cost

Five-Year CIP Project Summary Schedule

CIP #.	Project Name	Category	Total Project Cost *	2023/24	2024/25	2025/26	2026/27	2027/28	Total
PWC9088	Patterson Ranch Dog Park	Parks & Recreation	\$660,000	\$660,000	\$0	\$0	\$0	\$0	\$660,000
PWC9089	Citywide Park Restrooms	Capital Maintenance	\$15,000,000	\$5,000,000	\$5,000,000	\$5,000,000	\$0	\$0	\$15,000,000
PWC9090	Vallejo Mills Park Conversion - Dog Park, Pickleball with Lights	Parks & Recreation	\$1,507,000	\$1,507,000	\$0	\$0	\$0	\$0	\$1,507,000
PWC9091	Pickleball Complex at Central Park	Parks & Recreation	\$200,000	\$0	\$0	\$200,000	\$0	\$0	\$200,000
PWC9092	Paseo Padre Safe Street Improvements	Transportation Improvements	\$5,325,000	\$2,525,000	\$1,400,000	\$1,400,000	\$0	\$0	\$5,325,000
PWC9093	Dusterberry and Peralta Intersection Improvements	Transportation Improvements	\$500,000	\$500,000	\$0	\$0	\$0	\$0	\$500,000
PWC9094	EV Charging for City Fleet Electrification	Capital Maintenance	\$5,000,000	\$1,000,000	\$4,000,000	\$0	\$0	\$0	\$5,000,000
PWC9095	City Hall Building Rehabilitation	Capital Maintenance	\$4,974,500	\$3,200,000	\$1,000,000	\$774,500	\$0	\$0	\$4,974,500
PWC9096	Transformer Replacement Upgrade - Central Park Sports Lighting	Capital Maintenance	\$506,000	\$506,000	\$0	\$0	\$0	\$0	\$506,000
PWC9097	HVAC Systems Replacement	Capital Maintenance	\$8,000,000	\$3,000,000	\$3,000,000	\$2,000,000	\$0	\$0	\$8,000,000
PWC9098	Fire Station Alerting System	Capital Maintenance	\$1,700,000	\$0	\$1,700,000	\$0	\$0	\$0	\$1,700,000
PWC9099	Central Park Dog Park Synthetic Turf Replacement	Capital Maintenance	\$826,000	\$826,000	\$0	\$0	\$0	\$0	\$826,000
Total			\$103,144,176	\$86,348,588	\$56,358,100	\$71,815,600	\$40,906,100	\$40,996,100	\$296,424,488

*Projects with N/A are annual projects or programs, and therefore do not have a fixed project cost



City of Fremont, CA
2023/24-2027/28 Capital Improvement Program
General Fund (501) Fund Group Summary Report

Funding Summary	5-YEAR TOTAL	2023/24	2024/25	2025/26	2026/27	2027/28
Beginning Balance	\$59,058,838	\$59,058,838	\$22,474,838	\$ 7,774,838	\$338	\$338
Revenue	\$64,600,000	\$14,600,000	\$12,500,000	\$12,500,000	\$12,500,000	\$12,500,000
Interest	\$0	\$0	\$0	\$0	\$0	\$0
Total Sources of Funds	\$123,658,838	\$73,658,838	\$34,974,838	\$20,274,838	\$12,500,338	\$12,500,338
Total Funded To Projects	\$123,658,500	\$51,184,000	\$27,200,000	\$20,274,500	\$12,500,000	\$12,500,000

Details:			2023/24-2027/28					
Project Name	CIP #	Previous Project Cost	Funding Allocated	2023/24	2024/25	2025/26	2026/27	2027/28

One-time Projects:

Central Park Community Center	PWC9087	\$0	\$21,000,000	\$21,000,000	\$0	\$0	\$0	\$0
Central Park Dog Park Synthetic Turf Replacement	PWC9099	\$0	\$826,000	\$826,000	\$0	\$0	\$0	\$0
City Hall Building Rehabilitation	PWC9095	\$0	\$4,974,500	\$3,200,000	\$1,000,000	\$774,500	\$0	\$0
Citywide Park Restrooms	PWC9089	\$0	\$15,000,000	\$5,000,000	\$5,000,000	\$5,000,000	\$0	\$0
Energy Service Contract	PWC8853	\$0	\$402,000	\$402,000	\$0	\$0	\$0	\$0
EV Charging for City Fleet Electrification	PWC9094	\$0	\$5,000,000	\$1,000,000	\$4,000,000	\$0	\$0	\$0
Fire Station Alerting System	PWC9098	\$0	\$1,700,000	\$0	\$1,700,000	\$0	\$0	\$0



City of Fremont, CA
2023/24-2027/28 Capital Improvement Program
General Fund (501) Fund Group Summary Report

Details:								
Project Name	CIP #	Previous Project Cost	2023/24-2027/28 Funding Request	2023/24	2024/25	2025/26	2026/27	2027/28
HVAC Systems Replacement	PWC9097	\$0	\$8,000,000	\$3,000,000	\$3,000,000	\$2,000,000	\$0	\$0
PD Vehicle Evidence & Storage Building	PWC8935	\$0	\$1,650,000	\$1,650,000	\$0	\$0	\$0	\$0
Transformer Replacement Upgrade - Central Park Sports Lighting	PWC9096	\$0	\$506,000	\$506,000	\$0	\$0	\$0	\$0
Annual Projects:								
ADA Upgrades	PWC8877	\$900,000	\$2,250,000	\$450,000	\$450,000	\$450,000	\$450,000	\$450,000
Building Maintenance (Major Repair-Citywide)	PWC8393	\$2,400,000	\$18,000,000	\$3,600,000	\$3,600,000	\$3,600,000	\$3,600,000	\$3,600,000
Building Maintenance (Minor Repairs-Citywide)	PWC8394	\$600,000	\$2,000,000	\$400,000	\$400,000	\$400,000	\$400,000	\$400,000
Capital Replacement for Parks	PWC8501	\$1,850,000	\$11,250,000	\$2,250,000	\$2,250,000	\$2,250,000	\$2,250,000	\$2,250,000
Pavement Maintenance	PWC8195	\$7,650,000	\$23,625,000	\$4,725,000	\$4,725,000	\$4,725,000	\$4,725,000	\$4,725,000
Play Area Surfacing (formerly Poured in Place Area Surfacing)	PWC8770	\$650,000	\$2,000,000	\$400,000	\$400,000	\$400,000	\$400,000	\$400,000
Sidewalk Repair 50/50	PWC8939	\$300,000	\$750,000	\$150,000	\$150,000	\$150,000	\$150,000	\$150,000
Street Tree 50/50	PWC8873	\$350,000	\$1,375,000	\$275,000	\$275,000	\$275,000	\$275,000	\$275,000
Water Conservation and Median Upgrades	PWC8889	\$500,000	\$3,350,000	\$2,350,000	\$250,000	\$250,000	\$250,000	\$250,000



City of Fremont, CA
2023/24-2027/28 Capital Improvement Program
Gas Tax Funds Group Summary Report

Funding Summary	5-YEAR TOTAL	2023/24	2024/25	2025/26	2026/27	2027/28
Beginning Balance	\$1,312,356	\$1,312,356	\$66,426	\$153,831	\$84,569	\$87,638
Revenue	\$98,396,009	\$18,580,820	\$19,184,505	\$19,765,838	\$20,363,169	\$20,501,677
Interest	\$340,000	\$97,000	\$97,000	\$59,000	\$49,000	\$38,000
Total Sources of Funds	\$100,048,365	\$19,990,176	\$19,347,931	\$19,978,669	\$20,496,738	\$20,627,315
Total Funded To Projects	\$99,920,150	\$19,923,750	\$19,194,100	\$19,894,100	\$20,409,100	\$20,499,100

Details:			2023/24-2027/28					
Project Name	CIP #	Previous Project Cost	Funding Allocated	2023/24	2024/25	2025/26	2026/27	2027/28

One-time Projects:

Centerville Railroad Safety Enhancement Corridor Project	PWC9071	\$150,000	\$225,000	\$225,000	\$0	\$0	\$0	\$0
Dusterberry and Peralta Intersection Improvements	PWC9093	\$0	\$500,000	\$500,000	\$0	\$0	\$0	\$0
Paseo Padre Safe Street Improvements	PWC9092	\$0	\$5,025,000	\$2,225,000	\$1,400,000	\$1,400,000	\$0	\$0
Traffic Signal Installation on Mission Boulevard at Sullivan Underpass/Nichols Avenue	PWC8930	\$0	\$200,000	\$200,000	\$0	\$0	\$0	\$0

Annual Projects:

ADA Program Management (formerly Transition Plan)	PWC8846	\$50,000	\$125,000	\$25,000	\$25,000	\$25,000	\$25,000	\$25,000
---	---------	----------	-----------	----------	----------	----------	----------	----------



City of Fremont, CA
2023/24-2027/28 Capital Improvement Program
Gas Tax Funds Group Summary Report

Details:								
Project Name	CIP #	Previous Project Cost	2023/24-2027/28 Funding Request	2023/24	2024/25	2025/26	2026/27	2027/28
Bike and Pedestrian Program (Staff Participation)	PWC8875	\$790,000	\$3,300,000	\$500,000	\$700,000	\$700,000	\$700,000	\$700,000
Bridge Repair, Citywide	PWC8120	\$100,000	\$450,000	\$250,000	\$50,000	\$50,000	\$50,000	\$50,000
Capital Improvement Program Management	PWC8230	\$229,000	\$50,000	\$25,000	\$0	\$25,000	\$0	\$0
Concrete Repair Program, Citywide	PWC8239	\$1,300,000	\$4,415,000	\$800,000	\$925,000	\$800,000	\$890,000	\$1,000,000
Cost and Scope Contingency - Traffic Impact Fee	PWC8101	\$100,000	\$590,000	\$0	\$0	\$200,000	\$200,000	\$190,000
Curb and Gutter Repairs, Citywide	PWC8483	\$100,000	\$500,000	\$100,000	\$100,000	\$100,000	\$100,000	\$100,000
Emerging Projects Reserve-Gas Tax Funds Group	PWC7101	\$100,000	\$590,000	\$0	\$0	\$200,000	\$200,000	\$190,000
Intersection Ramps, Citywide	PWC8444	\$2,000,000	\$4,700,000	\$100,000	\$100,000	\$1,500,000	\$1,500,000	\$1,500,000
Measure BB Projects (City Staff Participation)	PWC8933	\$2,100,000	\$7,300,000	\$1,290,000	\$1,390,000	\$1,540,000	\$1,540,000	\$1,540,000
Pavement Maintenance	PWC8195	\$7,650,000	\$19,200,000	\$4,400,000	\$4,400,000	\$3,400,000	\$3,500,000	\$3,500,000
Pavement Management Program	PWC8657	\$90,000	\$200,000	\$40,000	\$40,000	\$40,000	\$40,000	\$40,000
Pavement Rehabilitation	PWC8234	\$9,950,000	\$27,000,000	\$4,000,000	\$4,500,000	\$5,000,000	\$6,750,000	\$6,750,000
Red Light Photo Enforcement	PWC8297	\$10,000	\$25,000	\$5,000	\$5,000	\$5,000	\$5,000	\$5,000



City of Fremont, CA
2023/24-2027/28 Capital Improvement Program
Gas Tax Funds Group Summary Report

Details:								
Project Name	CIP #	Previous Project Cost	2023/24-2027/28 Funding Request	2023/24	2024/25	2025/26	2026/27	2027/28
Regional Projects Funding Match	PWC9041	\$3,000,000	\$5,100,000	\$1,550,000	\$1,100,000	\$850,000	\$800,000	\$800,000
Storm Drainage (Drainage System Repair), Citywide	PWC7926	\$350,000	\$1,500,000	\$300,000	\$300,000	\$300,000	\$300,000	\$300,000
Street Maintenance	001-000	\$3,350,000	\$9,075,150	\$1,758,750	\$1,829,100	\$1,829,100	\$1,829,100	\$1,829,100
Traffic Counting Program Traffic	PWC8594	\$50,000	\$250,000	\$50,000	\$50,000	\$50,000	\$50,000	\$50,000
Improvement Program Traffic	PWC7953	\$1,000,000	\$1,300,000	\$300,000	\$1,000,000	\$0	\$0	\$0
Service Operations Traffic Signal	PWC8573	\$600,000	\$1,500,000	\$300,000	\$300,000	\$300,000	\$300,000	\$300,000
Electricity	PWC8595	\$260,000	\$650,000	\$130,000	\$130,000	\$130,000	\$130,000	\$130,000
Traffic Signal Maintenance, State	PWC8595	\$200,000	\$500,000	\$100,000	\$100,000	\$100,000	\$100,000	\$100,000
Traffic Signal Maintenance, City	PWC8595	\$1,500,000	\$3,750,000	\$750,000	\$750,000	\$750,000	\$750,000	\$750,000
Traffic Signal System Upgrade & Modernization	PWC8931	\$1,300,000	\$1,900,000	\$0	\$0	\$600,000	\$650,000	\$650,000



City of Fremont, CA
2023/24-2027/28 Capital Improvement Program
Traffic Impact Fee Fund Group Summary Report

Funding Summary	5-YEAR TOTAL	2023/24	2024/25	2025/26	2026/27	2027/28
Beginning Balance	\$503,827	\$503,827	\$3,827	\$3,827	\$3,827	\$3,827
Revenue	\$3,750,000	\$750,000	\$750,000	\$750,000	\$750,000	\$750,000
Interest	\$425,000	\$100,000	\$100,000	\$75,000	\$75,000	\$75,000
Total Sources of Funds	\$4,678,827	\$1,353,827	\$853,827	\$828,827	\$828,827	\$828,827
Total Funded To Projects	\$4,675,000	\$1,350,000	\$850,000	\$825,000	\$825,000	\$825,000

Details:			2023/24-2027/28					
Project Name	CIP #	Previous Project Cost	Funding Allocated	2023/24	2024/25	2025/26	2026/27	2027/28

Annual Projects:

Capital Improvement Program Management	PWC8230	\$229,000	\$100,000	\$50,000	\$50,000	\$0	\$0	\$0
Cost and Scope Contingency - Traffic Impact Fee	PWC8101	\$100,000	\$0	\$0	\$0	\$0	\$0	\$0
Regional Projects Funding Match	PWC9041	\$3,000,000	\$500,000	\$500,000	\$0	\$0	\$0	\$0
Traffic Improvement Program	PWC7953	\$1,000,000	\$3,625,000	\$350,000	\$800,000	\$825,000	\$825,000	\$825,000
Traffic Signal System Upgrade & Modernization	PWC8931	\$1,300,000	\$450,000	\$450,000	\$0	\$0	\$0	\$0



City of Fremont, CA
2023/24-2027/28 Capital Improvement Program
Pedestrian and Bike Fund Group Summary Report

Funding Summary	5-YEAR TOTAL	2023/24	2024/25	2025/26	2026/27	2027/28
Beginning Balance	\$42,069	\$42,069	\$1,399	\$9,816	\$27,901	\$26,248
Revenue	\$7,568,393	\$1,454,330	\$1,483,417	\$1,513,085	\$1,543,347	\$1,574,214
Interest	\$25,000	\$5,000	\$5,000	\$5,000	\$5,000	\$5,000
Total Sources of Funds	\$7,635,462	\$1,501,399	\$1,489,816	\$1,527,901	\$1,576,248	\$1,605,462
Total Funded To Projects	\$7,580,000	\$1,500,000	\$1,480,000	\$1,500,000	\$1,550,000	\$1,550,000

Details:			2023/24-2027/28					
Project Name	CIP #	Previous Project Cost	Funding Allocated	2023/24	2024/25	2025/26	2026/27	2027/28

One-time Projects:

Paseo Padre Safe Street Improvements	PWC9092	\$0	\$300,000	\$300,000	\$0	\$0	\$0	\$0
--------------------------------------	---------	-----	-----------	-----------	-----	-----	-----	-----

Annual Projects:

Bike & Ped Non Infrastructure (formerly Bike & Ped Misc)	PWC8541	\$500,000	\$1,330,000	\$400,000	\$180,000	\$250,000	\$250,000	\$250,000
Bikeway Improvements	PWC8874	\$925,000	\$2,975,000	\$400,000	\$650,000	\$625,000	\$650,000	\$650,000
Pedestrian Improvements	PWC8944	\$1,100,000	\$2,975,000	\$400,000	\$650,000	\$625,000	\$650,000	\$650,000



City of Fremont, CA
2023/24-2027/28 Capital Improvement Program
Park Facilities Development & Renovation Group Summary Report

Funding Summary	5-YEAR TOTAL	2023/24	2024/25	2025/26	2026/27	2027/28
Beginning Balance	\$4,699,371	\$4,699,371	\$953,209	\$1,016,209	\$1,279,209	\$1,232,209
Revenue	\$15,500,000	\$4,500,000	\$4,000,000	\$3,000,000	\$2,000,000	\$2,000,000
Interest	\$1,833,000	\$451,000	\$447,000	\$335,000	\$325,000	\$275,000
Total Sources of Funds	\$22,032,371	\$9,650,371	\$5,400,209	\$4,351,209	\$3,604,209	\$3,507,209
Total Funded To Projects	\$20,897,162	\$8,697,162	\$4,384,000	\$3,072,000	\$2,372,000	\$2,372,000

Details:			2023/24-2027/28					
Project Name	CIP #	Previous Project Cost	Funding Allocated	2023/24	2024/25	2025/26	2026/27	2027/28

One-time Projects:

Azevada Neighborhood Park Play Area Upgrades	PWC9053	\$600,000	\$94,000	\$94,000	\$0	\$0	\$0	\$0
Booster Park Play Area Upgrades	PWC9051	\$860,000	\$57,000	\$57,000	\$0	\$0	\$0	\$0
Buena Vista Play Area Upgrades	PWC9052	\$550,000	\$31,000	\$31,000	\$0	\$0	\$0	\$0
California Nursery Development	PWC8837	\$4,000,000	\$3,000,000	\$1,000,000	\$1,000,000	\$0	\$0	\$1,000,000
Centerville Community Park	PWC8392	\$4,200,000	\$881,360	\$881,360	\$0	\$0	\$0	\$0
Centerville Community Park Play Area Upgrades	PWC9056	\$575,000	\$71,000	\$71,000	\$0	\$0	\$0	\$0
Central Park All Inclusive Exercise Equipment	PWC9000	\$0	\$347,000	\$347,000	\$0	\$0	\$0	\$0



City of Fremont, CA
2023/24-2027/28 Capital Improvement Program
Park Facilities Development & Renovation Group Summary Report

Details:								
Project Name	CIP #	Previous Project Cost	2023/24-2027/28 Funding Request	2023/24	2024/25	2025/26	2026/27	2027/28
Central Park North Lakeside Development	PWC9002	\$0	\$2,000,000	\$1,000,000	\$1,000,000	\$0	\$0	\$0
Central Park Path North Meadow	PWC9003	\$250,000	\$85,000	\$85,000	\$0	\$0	\$0	\$0
Central Park Path: FCC to Lions Picnic Area	PWC9028	\$0	\$8,800	\$8,800	\$0	\$0	\$0	\$0
Central Park Path: Senior Center to Lions Picnic Area and FCC	PWC9004	\$262,000	\$72,002	\$72,002	\$0	\$0	\$0	\$0
Central Park Trail/Loop Parking Lot	PWC8872	\$214,000	(\$650,000)	(\$650,000)	\$0	\$0	\$0	\$0
Central Park: Cricket Field Shade Cloth	PWC9001	\$31,000	\$13,000	\$13,000	\$0	\$0	\$0	\$0
Hetch Hetchy Bike and Pedestrian Trail at Warm Springs or Irvington	PWC9066	\$1,900,000	\$2,000,000	\$0	\$0	\$0	\$1,000,000	\$1,000,000
Niles Fishing Dock #3 Replacement	PWC9010	\$80,000	\$182,000	\$182,000	\$0	\$0	\$0	\$0
Northgate Community Park Closed Roof Arbor	PWC9060	\$280,000	\$109,000	\$109,000	\$0	\$0	\$0	\$0
Palm Avenue Community Park	PWC8813	\$8,350,000	\$3,200,000	\$2,400,000	\$800,000	\$0	\$0	\$0
Patterson Ranch Dog Park	PWC9088	\$0	\$660,000	\$660,000	\$0	\$0	\$0	\$0
Pickleball Complex at Central Park	PWC9091	\$0	\$200,000	\$0	\$0	\$200,000	\$0	\$0
Rix Park Expansion	PWC9012	\$86,000	\$4,745,000	\$245,000	\$1,000,000	\$2,500,000	\$1,000,000	\$0



City of Fremont, CA
2023/24-2027/28 Capital Improvement Program
Park Facilities Development & Renovation Group Summary Report

Details:								
Project Name	CIP #	Previous Project Cost	2023/24-2027/28 Funding Request	2023/24	2024/25	2025/26	2026/27	2027/28
Vallejo Mills Park Conversion - Dog Park, Pickleball with Lights	PWC9090	\$0	\$1,507,000	\$1,507,000	\$0	\$0	\$0	\$0
Annual Projects:								
Capital Improvement Program Management	PWC8230	\$229,000	\$60,000	\$12,000	\$12,000	\$12,000	\$12,000	\$12,000
Contingency - Project Cost and Scope Parks Funds	PWC 8101	\$300,000	\$200,000	\$100,000	\$100,000	\$0	\$0	\$0
Development Impact Fee Program	PWC8315	\$716,360	\$224,000	\$112,000	\$112,000	\$0	\$0	\$0
Park Planning	PWC8127	\$890,000	\$1,800,000	\$360,000	\$360,000	\$360,000	\$360,000	\$360,000



City of Fremont, CA
2023/24-2027/28 Capital Improvement Program
Park Acquisition Funds Summary Report

Funding Summary	5-YEAR TOTAL	2023/24	2024/25	2025/26	2026/27	2027/28
Beginning Balance	\$62,025,097	\$62,025,097	\$65,800,097	\$69,575,097	\$73,150,097	\$76,625,097
Revenue	\$16,625,000	\$3,325,000	\$3,325,000	\$3,325,000	\$3,325,000	\$3,325,000
Interest	\$1,400,000	\$450,000	\$450,000	\$250,000	\$150,000	\$100,000
Total Sources of Funds	\$80,050,097	\$65,800,097	\$69,575,097	\$73,150,097	\$76,625,097	\$80,050,097
Total Funded To Projects	\$0	\$0	\$0	\$0	\$0	\$0

Notes For Park Acquisition Funds

Fund 542 are Park Impact Fees restricted to Park Land Acquisition. The City does not typically allocate funds from Fund 542 in the Capital Improvement Program (CIP). Staff will present a comprehensive land acquisition strategy and recommend expenditures from Fund 542 outside of the CIP process.



City of Fremont, CA
2023/24-2027/28 Capital Improvement Program
Committed/Restricted Funds Summary Report

Funding Summary	5-YEAR TOTAL	2023/24	2024/25	2025/26	2026/27	2027/28
Beginning Balance	\$2,178,034	\$2,178,034	\$2,129,358	\$2,424,358	\$2,694,358	\$2,909,358
Revenue	\$40,540,000	\$3,620,000	\$3,520,000	\$26,500,000	\$3,450,000	\$3,450,000
Interest	\$95,000	\$25,000	\$25,000	\$20,000	\$15,000	\$10,000
Total Sources of Funds	\$42,813,034	\$5,823,034	\$5,674,358	\$28,944,358	\$6,159,358	\$6,369,358
Total Funded To Projects	\$39,693,676	\$3,693,676	\$3,250,000	\$26,250,000	\$3,250,000	\$3,250,000

Details:			2023/24-2027/28					
Project Name	CIP #	Previous Project Cost	Funding Allocated	2023/24	2024/25	2025/26	2026/27	2027/28

One-time Projects:

Central Park Community Center	PWC9087	\$0	\$23,000,000	\$0	\$0	\$23,000,000	\$0	\$0
Fire Equipment and Uniforms	544-22100	\$0	\$343,676	\$343,676	\$0	\$0	\$0	\$0

Annual Projects:

Age Well Center Development Agreement Reimbursement Payment	535-53900	\$0	\$10,000,000	\$2,000,000	\$2,000,000	\$2,000,000	\$2,000,000	\$2,000,000
Debt Service	101410	\$3,000,000	\$5,000,000	\$1,000,000	\$1,000,000	\$1,000,000	\$1,000,000	\$1,000,000
Development Permitting System Support	PWC8746	\$500,000	\$1,350,000	\$350,000	\$250,000	\$250,000	\$250,000	\$250,000



City of Fremont, CA
2023/24-2027/28 Capital Improvement Program
Fund Source and Use Report

Fund Name: ACTC Measure BB (Local Streets and Roads)

Fund Number: 515

Description: This fund accounts for monies received from Measure BB funds distributed to local cities in Alameda County. Funds may be used for any local transportation need based on local priorities, including street and road projects, local transit projects, bicycle and pedestrian projects, and other transportation uses.

	2023/24	2024/25	2025/26	2026/27	2027/28	5 Year Total
<u>Source of Funds</u>						
Beginning Balance	\$1,263,426	\$6,120	\$10,328	\$1,280	\$8,251	N/A
Revenues	\$5,575,694	\$5,687,208	\$5,800,952	\$5,916,971	\$6,035,310	\$29,016,135
Interest	\$7,000	\$7,000	\$5,000	\$5,000	\$5,000	\$29,000
Operating Budget	\$0	\$0	\$0	\$0	\$0	\$0
Total Sources of Funds	\$6,846,120	\$5,700,328	\$5,816,280	\$5,923,251	\$6,048,561	\$30,308,561
PWC8195 Pavement Maintenance	\$3,975,000	\$4,350,000	\$2,850,000	\$2,950,000	\$2,950,000	\$17,075,000
PWC8933 Measure BB Projects (City Staff Participation)	\$140,000	\$140,000	\$140,000	\$140,000	\$140,000	\$700,000
PWC9071 Centerville Railroad Safety Enhancement Corridor Project	\$200,000	\$0	\$0	\$0	\$0	\$200,000
PWC9041 Regional Projects Funding Match	\$1,100,000	\$0	\$850,000	\$800,000	\$800,000	\$3,550,000
PWC8239 Concrete Repair Program, Citywide	\$400,000	\$500,000	\$375,000	\$425,000	\$500,000	\$2,200,000
PWC8483 Curb and Gutter Repairs, Citywide	\$100,000	\$100,000	\$100,000	\$100,000	\$100,000	\$500,000
PWC8444 Intersection Ramps, Citywide	\$100,000	\$100,000	\$1,500,000	\$1,500,000	\$1,500,000	\$4,700,000
PWC7953 Traffic Improvement Program	\$100,000	\$500,000	\$0	\$0	\$0	\$600,000
PWC9092 Paseo Padre Safe Street Improvements	\$225,000	\$0	\$0	\$0	\$0	\$225,000
PWC9093 Dusterberry and Peralta Intersection Improvements	\$500,000	\$0	\$0	\$0	\$0	\$500,000
Ending Fund Balance	\$6,120	\$10,328	\$1,280	\$8,251	\$58,561	\$58,561
Total Uses of Funds	\$6,840,000	\$5,690,000	\$5,815,000	\$5,915,000	\$5,990,000	\$30,250,000



City of Fremont, CA
2023/24-2027/28 Capital Improvement Program
Fund Source and Use Report

Fund Name: ACTC Measure BB 2014 Bike & PED

Fund Number: 520

Description: This fund accounts for monies received from a special Measure BB funding source. These funds are distributed by ACTC to cities in Alameda County to be spent on planning and construction of bicycle and pedestrian projects only.

	2023/24	2024/25	2025/26	2026/27	2027/28	5 Year Total
<u>Source of Funds</u>						
Beginning Balance	\$42,069	\$1,399	\$9,816	\$27,901	\$26,248	N/A
Revenues	\$1,454,330	\$1,483,417	\$1,513,085	\$1,543,347	\$1,574,214	\$7,568,393
Interest	\$5,000	\$5,000	\$5,000	\$5,000	\$5,000	\$25,000
Operating Budget	\$0	\$0	\$0	\$0	\$0	\$0
Total Sources of Funds	\$1,501,399	\$1,489,816	\$1,527,901	\$1,576,248	\$1,605,462	\$7,635,462
PWC8541 Bike & Ped Non Infrastructure (formerly Bike & Ped Misc)	\$400,000	\$180,000	\$250,000	\$250,000	\$250,000	\$1,330,000
PWC8874 Bikeway Improvements	\$400,000	\$650,000	\$625,000	\$650,000	\$650,000	\$2,975,000
PWC8944 Pedestrian Improvements	\$400,000	\$650,000	\$625,000	\$650,000	\$650,000	\$2,975,000
PWC9092 Paseo Padre Safe Street Improvements	\$300,000	\$0	\$0	\$0	\$0	\$300,000
Ending Fund Balance	\$1,399	\$9,816	\$27,901	\$26,248	\$55,462	\$55,462
Total Uses of Funds	\$1,500,000	\$1,480,000	\$1,500,000	\$1,550,000	\$1,550,000	\$7,580,000



City of Fremont, CA
2023/24-2027/28 Capital Improvement Program
Fund Source and Use Report

Fund Name: Capital Facilities Impact Fees

Fund Number: 535

Description: This fund accounts for monies received from developers to mitigate impacts resulting from new development on the capital infrastructure necessary to support the delivery of City services, e.g., the Police Building, the Main Library, etc. The City Council sets the fee amounts to be charged on all new development within the City. The City then uses these funds to pay new development's share of the debt service for some specific City facilities.

	2023/24	2024/25	2025/26	2026/27	2027/28	5 Year Total
<u>Source of Funds</u>						
Beginning Balance	\$1,269,324	\$1,274,324	\$1,279,324	\$1,284,324	\$1,289,324	N/A
Revenues	\$3,000,000	\$3,000,000	\$3,000,000	\$3,000,000	\$3,000,000	\$15,000,000
Interest	\$5,000	\$5,000	\$5,000	\$5,000	\$5,000	\$25,000
Operating Budget	\$0	\$0	\$0	\$0	\$0	\$0
Total Sources of Funds	\$4,274,324	\$4,279,324	\$4,284,324	\$4,289,324	\$4,294,324	\$16,294,324
101410 Debt Service	\$1,000,000	\$1,000,000	\$1,000,000	\$1,000,000	\$1,000,000	\$5,000,000
535-53900 Age Well Center Development Agreement Reimbursement Payment	\$2,000,000	\$2,000,000	\$2,000,000	\$2,000,000	\$2,000,000	\$10,000,000
Ending Fund Balance	\$1,274,324	\$1,279,324	\$1,284,324	\$1,289,324	\$1,294,324	\$1,294,324
Total Uses of Funds	\$3,000,000	\$3,000,000	\$3,000,000	\$3,000,000	\$3,000,000	\$15,000,000



City of Fremont, CA

2023/24-2027/28 Capital Improvement Program
Fund Source and Use Report

Fund Name: Capital Improvement Fund (501)

Fund Number: 501

Description: This fund accounts for monies transferred from the General Fund for construction of capital improvements. Funds can be used for any city project, including streets, parks, and buildings.

	2023/24	2024/25	2025/26	2026/27	2027/28	5 Year Total
<u>Source of Funds</u>						
Beginning Balance	\$59,058,838	\$22,474,838	\$ 7,774,838	\$338	\$338	N/A
Revenues	\$14,600,000	\$12,500,000	\$12,500,000	\$12,500,000	\$12,500,000	\$64,600,000
Interest	\$0	\$0	\$0	\$0	\$0	\$0
Operating Budget	\$0	\$0	\$0	\$0	\$0	\$0
Total Sources of Funds	\$73,658,838	\$34,974,838	\$20,274,838	\$12,500,338	\$12,500,338	\$123,658,838
PWC8195 Pavement Maintenance	\$4,725,000	\$4,725,000	\$4,725,000	\$4,725,000	\$4,725,000	\$23,625,000
PWC8393 Building Maintenance (Major Repair-Citywide)	\$3,600,000	\$3,600,000	\$3,600,000	\$3,600,000	\$3,600,000	\$18,000,000
PWC8394 Building Maintenance (Minor Repairs-Citywide)	\$400,000	\$400,000	\$400,000	\$400,000	\$400,000	\$2,000,000
PWC8501 Capital Replacement for Parks	\$2,250,000	\$2,250,000	\$2,250,000	\$2,250,000	\$2,250,000	\$11,250,000
PWC8770 Play Area Surfacing (formerly Poured in Place Area Surfacing)	\$400,000	\$400,000	\$400,000	\$400,000	\$400,000	\$2,000,000
PWC8873 Street Tree 50/50	\$275,000	\$275,000	\$275,000	\$275,000	\$275,000	\$1,375,000
PWC8877 ADA Upgrades	\$450,000	\$450,000	\$450,000	\$450,000	\$450,000	\$2,250,000
PWC8889 Water Conservation and Median Upgrades	\$2,350,000	\$250,000	\$250,000	\$250,000	\$250,000	\$3,350,000
PWC8939 Sidewalk Repair 50/50	\$150,000	\$150,000	\$150,000	\$150,000	\$150,000	\$750,000
PWC9098 Fire Station Alerting System	\$0	\$1,700,000	\$0	\$0	\$0	\$1,700,000
PWC8935 PD Vehicle Evidence & Storage Building	\$1,650,000	\$0	\$0	\$0	\$0	\$1,650,000
PWC9099 Central Park Dog Park Synthetic Turf Replacement	\$826,000	\$0	\$0	\$0	\$0	\$826,000



City of Fremont, CA
2023/24-2027/28 Capital Improvement Program
Fund Source and Use Report

PWC9097	HVAC Systems Replacement	\$3,000,000	\$3,000,000	\$2,000,000	\$0	\$0	\$8,000,000
PWC9096	Transformer Replacement Upgrade - Central Park Sports Lighting	\$506,000	\$0	\$0	\$0	\$0	\$506,000
PWC9095	City Hall Building Rehabilitation	\$3,200,000	\$1,000,000	\$774,500	\$0	\$0	\$4,974,500
PWC9094	EV Charging for City Fleet Electrification	\$1,000,000	\$4,000,000	\$0	\$0	\$0	\$5,000,000
PWC9089	Citywide Park Restrooms	\$5,000,000	\$5,000,000	\$5,000,000	\$0	\$0	\$15,000,000
PWC9087	Central Park Community Center	\$21,000,000	\$0	\$0	\$0	\$0	\$21,000,000
PWC8853	Energy Service Contract	\$402,000	\$0	\$0	\$0	\$0	\$402,000
Ending Fund Balance		\$22,474,838	\$7,774,838	\$338	\$338	\$338	\$338
Total Uses of Funds		\$51,184,000	\$27,200,000	\$20,274,500	\$12,500,000	\$12,500,000	\$123,658,500



City of Fremont, CA
2023/24-2027/28 Capital Improvement Program
Fund Source and Use Report

Fund Name: Development Cost Center Reserves

Fund Number: 503

Description: This fund account for monies received to fund major/minor improvements to the Development Center.

	2023/24	2024/25	2025/26	2026/27	2027/28	5 Year Total
<u>Source of Funds</u>						
Beginning Balance	\$0	\$0	\$0	\$0	\$0	N/A
Revenues	\$350,000	\$250,000	\$250,000	\$250,000	\$250,000	\$1,350,000
Interest	\$0	\$0	\$0	\$0	\$0	\$0
Operating Budget	\$0	\$0	\$0	\$0	\$0	\$0
Total Sources of Funds	\$350,000	\$250,000	\$250,000	\$250,000	\$250,000	\$1,350,000
PWC8746 Development Permitting System Support	\$350,000	\$250,000	\$250,000	\$250,000	\$250,000	\$1,350,000
Ending Fund Balance	\$0	\$0	\$0	\$0	\$0	\$0
Total Uses of Funds	\$350,000	\$250,000	\$250,000	\$250,000	\$250,000	\$1,350,000



City of Fremont, CA
2023/24-2027/28 Capital Improvement Program
Fund Source and Use Report

Fund Name: Fire Impact Fee

Fund Number: 544

Description: This fund accounts for monies received from developers to mitigate impacts resulting from new development on the capital infrastructure necessary to support the fire services delivery system. The City Council sets the fee amounts to be charged on all new development within the City. The City then uses these funds to pay new development's share of the debt service for some specific fire facilities. Formerly fund 193

	2023/24	2024/25	2025/26	2026/27	2027/28	5 Year Total
<u>Source of Funds</u>						
Beginning Balance	\$908,710	\$855,034	\$1,145,034	\$1,410,034	\$1,620,034	N/A
Revenues	\$270,000	\$270,000	\$250,000	\$200,000	\$200,000	\$1,190,000
Interest	\$20,000	\$20,000	\$15,000	\$10,000	\$5,000	\$70,000
Operating Budget	\$0	\$0	\$0	\$0	\$0	\$0
Total Sources of Funds	\$1,198,710	\$1,145,034	\$1,410,034	\$1,620,034	\$1,825,034	\$2,168,710
544-22100 Fire Equipment and Uniforms	\$343,676	\$0	\$0	\$0	\$0	\$343,676
Ending Fund Balance	\$855,034	\$1,145,034	\$1,410,034	\$1,620,034	\$1,825,034	\$1,825,034
Total Uses of Funds	\$343,676	\$0	\$0	\$0	\$0	\$343,676



City of Fremont, CA
2023/24-2027/28 Capital Improvement Program
Fund Source and Use Report

Fund Name: New Vehicle Registration Fee SB83 (Measure F)

Fund Number: 514

Description: New Vehicle Registration Fee SB83 (Measure F). In November 2010, Alameda County voters approved Measure F, a \$10 Vehicle Registration Fee (VRF) for registering a vehicle in the county. The Measure F is expected to raise \$11 Million annually countywide. Sixty percent of the revenue generated is to be used for maintenance of local streets and roads, 25% for congestion relief/transit, 10% for technology improvements, and 5% for bicycle and pedestrian projects. Managed by the Alameda County Transportation Commission (ACTC), the revenue will be distributed to cities based on a formula that combines population and vehicle registration.

	2023/24	2024/25	2025/26	2026/27	2027/28	5 Year Total
<u>Source of Funds</u>						
Beginning Balance	\$76,351	\$6,626	\$5,906	\$23,572	\$21,011	N/A
Revenues	\$950,275	\$969,280	\$988,666	\$1,008,439	\$1,028,608	\$4,945,268
Interest	\$5,000	\$5,000	\$4,000	\$4,000	\$3,000	\$21,000
Operating Budget	\$0	\$0	\$0	\$0	\$0	\$0
Total Sources of Funds	\$1,031,626	\$980,906	\$998,572	\$1,036,011	\$1,052,619	\$5,042,619
PWC8195 Pavement Maintenance	\$425,000	\$50,000	\$550,000	\$550,000	\$550,000	\$2,125,000
PWC8239 Concrete Repair Program, Citywide	\$400,000	\$425,000	\$425,000	\$465,000	\$500,000	\$2,215,000
PWC7953 Traffic Improvement Program	\$200,000	\$500,000	\$0	\$0	\$0	\$700,000
Ending Fund Balance	\$6,626	\$5,906	\$23,572	\$21,011	\$2,619	\$2,619
Total Uses of Funds	\$1,025,000	\$975,000	\$975,000	\$1,015,000	\$1,050,000	\$5,040,000



City of Fremont, CA
2023/24-2027/28 Capital Improvement Program
Fund Source and Use Report

Fund Name: Other Outside Sources
 Fund Number: 502
 Description: Future Public / Private Contributions

	2023/24	2024/25	2025/26	2026/27	2027/28	5 Year Total
<u>Source of Funds</u>						
Beginning Balance	\$0	\$0	\$0	\$0	\$0	N/A
Revenues	\$0	\$0	\$23,000,000	\$0	\$0	\$23,000,000
Interest	\$0	\$0	\$0	\$0	\$0	\$0
Operating Budget	\$0	\$0	\$0	\$0	\$0	\$0
Total Sources of Funds	\$0	\$0	\$23,000,000	\$0	\$0	\$23,000,000
PWC9087 Central Park Community Center	\$0	\$0	\$23,000,000	\$0	\$0	\$23,000,000
Ending Fund Balance	\$0	\$0	\$0	\$0	\$0	\$0
Total Uses of Funds	\$0	\$0	\$23,000,000	\$0	\$0	\$23,000,000



City of Fremont, CA
2023/24-2027/28 Capital Improvement Program
Fund Source and Use Report

Fund Name: Park Dedication Fees - (renovation) Fund 541-R

Fund Number: 541-R

Description: This fund accounts for monies received from developers of subdivision developments after July 1995. The program is for park acquisition and renovation only (no development). Amounts are set by City Council and are based on dollars per dwelling unit for residential uses.

	2023/24	2024/25	2025/26	2026/27	2027/28	5 Year Total
<u>Source of Funds</u>						
Beginning Balance	\$1,148,471	\$538,471	\$608,471	\$668,471	\$718,471	N/A
Revenues	\$0	\$0	\$0	\$0	\$0	\$0
Interest	\$70,000	\$70,000	\$60,000	\$50,000	\$50,000	\$300,000
Operating Budget	\$0	\$0	\$0	\$0	\$0	\$0
Total Sources of Funds	\$1,218,471	\$608,471	\$668,471	\$718,471	\$768,471	\$1,448,471
PWC9010 Niles Fishing Dock #3 Replacement	\$182,000	\$0	\$0	\$0	\$0	\$182,000
PWC9012 Rix Park Expansion	\$245,000	\$0	\$0	\$0	\$0	\$245,000
PWC9051 Booster Park Play Area Upgrades	\$57,000	\$0	\$0	\$0	\$0	\$57,000
PWC9052 Buena Vista Play Area Upgrades	\$31,000	\$0	\$0	\$0	\$0	\$31,000
PWC9053 Azevada Neighborhood Park Play Area Upgrades	\$94,000	\$0	\$0	\$0	\$0	\$94,000
PWC9056 Centerville Community Park Play Area Upgrades	\$71,000	\$0	\$0	\$0	\$0	\$71,000
Ending Fund Balance	\$538,471	\$608,471	\$668,471	\$718,471	\$768,471	\$768,471
Total Uses of Funds	\$680,000	\$0	\$0	\$0	\$0	\$680,000



City of Fremont, CA
2023/24-2027/28 Capital Improvement Program
Fund Source and Use Report

Fund Name: Park Dedication Fees - Non-Subdivision - AB 1600 (after July 1995)

Fund Number: 542

Description: This fund accounts for monies received from developers of non-subdivision developments after July 1995. The program is for park acquisition only (no development or renovation). Amounts are set by the City Council and are based on dollars per dwelling unit for residential uses. NOTE: Fund 542 are Park Impact Fees restricted to Park Land Acquisition. The City does not typically allocate funds from Fund 542 in the CIP. Staff will present a comprehensive land acquisition strategy and recommend expenditures from Fund 542 outside of the CIP process.

	2023/24	2024/25	2025/26	2026/27	2027/28	5 Year Total
<u>Source of Funds</u>						
Beginning Balance	\$62,025,097	\$65,800,097	\$69,575,097	\$73,150,097	\$76,625,097	N/A
Revenues	\$3,325,000	\$3,325,000	\$3,325,000	\$3,325,000	\$3,325,000	\$16,625,000
Interest	\$450,000	\$450,000	\$250,000	\$150,000	\$100,000	\$1,400,000
Operating Budget	\$0	\$0	\$0	\$0	\$0	\$0
Total Sources of Funds	\$65,800,097	\$69,575,097	\$73,150,097	\$76,625,097	\$80,050,097	\$80,050,097
Ending Fund Balance	\$65,800,097	\$69,575,097	\$73,150,097	\$76,625,097	\$80,050,097	\$80,050,097
Total Uses of Funds						



City of Fremont, CA
2023/24-2027/28 Capital Improvement Program
Fund Source and Use Report

Fund Name: Park Dedication Fund 543 (formerly fund 182)

Fund Number: 543

Description: Funds can be used to acquire, develop, or renovate parklands.

	2023/24	2024/25	2025/26	2026/27	2027/28	5 Year Total
<u>Source of Funds</u>						
Beginning Balance	\$24,017	\$31,017	\$35,017	\$35,017	\$35,017	N/A
Revenues	\$0	\$0	\$0	\$0	\$0	\$0
Interest	\$7,000	\$4,000	\$0	\$0	\$0	\$11,000
Operating Budget	\$0	\$0	\$0	\$0	\$0	\$0
Total Sources of Funds	\$31,017	\$35,017	\$35,017	\$35,017	\$35,017	\$35,017

Ending Fund Balance \$31,017 \$35,017 \$35,017 \$35,017 \$35,017 \$35,017

Total Uses of Funds



City of Fremont, CA
2023/24-2027/28 Capital Improvement Program
Fund Source and Use Report

Fund Name: Park Facility Impact Fee (after July 1995) Fund 540
Fund Number: 540
Description: This fund accounts for monies received from developers after July 1995 to mitigate impacts on the parks system resulting from new development. Amounts are set by City Council and are based on dollars per dwelling unit for residential uses.

	2023/24	2024/25	2025/26	2026/27	2027/28	5 Year Total
<u>Source of Funds</u>						
Beginning Balance	\$3,354,043	\$208,883	\$124,883	\$302,883	\$180,883	N/A
Revenues	\$4,500,000	\$4,000,000	\$3,000,000	\$2,000,000	\$2,000,000	\$15,500,000
Interest	\$300,000	\$300,000	\$250,000	\$250,000	\$200,000	\$1,300,000
Operating Budget	\$0	\$0	\$0	\$0	\$0	\$0
Total Sources of Funds	\$8,154,043	\$4,508,883	\$3,374,883	\$2,552,883	\$2,380,883	\$20,154,043

PWC8230	Capital Improvement Program Management	\$12,000	\$12,000	\$12,000	\$12,000	\$12,000	\$60,000
PWC8315	Development Impact Fee Program	\$112,000	\$112,000	\$0	\$0	\$0	\$224,000
PWC8127	Park Planning	\$360,000	\$360,000	\$360,000	\$360,000	\$360,000	\$1,800,000
PWC 8101	Contingency - Project Cost and Scope Parks Funds	\$100,000	\$100,000	\$0	\$0	\$0	\$200,000
PWC8392	Centerville Community Park	\$881,360	\$0	\$0	\$0	\$0	\$881,360
PWC8813	Palm Avenue Community Park	\$2,400,000	\$800,000	\$0	\$0	\$0	\$3,200,000
PWC8837	California Nursery Development	\$1,000,000	\$1,000,000	\$0	\$0	\$1,000,000	\$3,000,000
PWC9000	Central Park All Inclusive Exercise Equipment	\$347,000	\$0	\$0	\$0	\$0	\$347,000
PWC9001	Central Park: Cricket Field Shade Cloth	\$13,000	\$0	\$0	\$0	\$0	\$13,000
PWC9012	Rix Park Expansion	\$0	\$1,000,000	\$2,500,000	\$1,000,000	\$0	\$4,500,000
PWC9060	Northgate Community Park Closed Roof Arbor	\$109,000	\$0	\$0	\$0	\$0	\$109,000



City of Fremont, CA
2023/24-2027/28 Capital Improvement Program
Fund Source and Use Report

PWC9066	Hetch Hetchy Bike and Pedestrian Trail at Warm Springs or Irvington	\$0	\$0	\$0	\$1,000,000	\$1,000,000	\$2,000,000
PWC9088	Patterson Ranch Dog Park	\$660,000	\$0	\$0	\$0	\$0	\$660,000
PWC9090	Vallejo Mills Park Conversion - Dog Park, Pickleball with Lights	\$1,507,000	\$0	\$0	\$0	\$0	\$1,507,000
PWC9091	Pickleball Complex at Central Park	\$0	\$0	\$200,000	\$0	\$0	\$200,000
PWC9002	Central Park North Lakeside Development	\$1,000,000	\$1,000,000	\$0	\$0	\$0	\$2,000,000
PWC9003	Central Park Path North Meadow	\$85,000	\$0	\$0	\$0	\$0	\$85,000
PWC9028	Central Park Path: FCC to Lions Picnic Area	\$8,800	\$0	\$0	\$0	\$0	\$8,800
PWC8872	Central Park Trail/ Loop Parking Lot	(\$650,000)	\$0	\$0	\$0	\$0	(\$650,000)
Ending Fund Balance		\$208,883	\$124,883	\$302,883	\$180,883	\$8,883	\$8,883
Total Uses of Funds		\$7,945,160	\$4,384,000	\$3,072,000	\$2,372,000	\$2,372,000	\$20,145,160



City of Fremont, CA
2023/24-2027/28 Capital Improvement Program
Fund Source and Use Report

Fund Name: Park Facility Impact Fee (through July 1995) Fund 533

Fund Number: 533

Description: This fund accounts for monies received from developers through July 31, 1995 to mitigate impacts on the park system, resulting from new development. Amounts are set by City Council and are based on dollars per dwelling unit for residential uses.

	2023/24	2024/25	2025/26	2026/27	2027/28	5 Year Total
<u>Source of Funds</u>						
Beginning Balance	\$158,350	\$90,348	\$93,348	\$93,348	\$93,348	N/A
Revenues	\$0	\$0	\$0	\$0	\$0	\$0
Interest	\$4,000	\$3,000	\$0	\$0	\$0	\$7,000
Operating Budget	\$0	\$0	\$0	\$0	\$0	\$0
Total Sources of Funds	\$162,350	\$93,348	\$93,348	\$93,348	\$93,348	\$165,350
PWC9004 Central Park Path: Senior Center to Lions Picnic Area and FCC	\$72,002	\$0	\$0	\$0	\$0	\$72,002
Ending Fund Balance	\$90,348	\$93,348	\$93,348	\$93,348	\$93,348	\$93,348
Total Uses of Funds	\$72,002	\$0	\$0	\$0	\$0	\$72,002



City of Fremont, CA
2023/24-2027/28 Capital Improvement Program
Fund Source and Use Report

Fund Name: State Gas Tax 2017- Sec 2030

Fund Number: 134-RMRA Acct 2017 2030

Description: This fund accounts for monies apportioned to the City from State-collected Gas Tax (New Road Maintenance Rehab Acct). Amounts can be used for research, planning, construction improvement, maintenance, and operation of public streets and highways (and related facilities to support non motorized traffic).

	2023/24	2024/25	2025/26	2026/27	2027/28	5 Year Total
<u>Source of Funds</u>						
Beginning Balance	\$422,824	\$32,255	\$118,984	\$55,061	\$47,771	N/A
Revenues	\$5,574,431	\$5,951,729	\$6,316,077	\$6,722,710	\$6,722,710	\$31,287,657
Interest	\$35,000	\$35,000	\$20,000	\$20,000	\$15,000	\$125,000
Operating Budget	\$0	\$0	\$0	\$0	\$0	\$0
Total Sources of Funds	\$6,032,255	\$6,018,984	\$6,455,061	\$6,797,771	\$6,785,481	\$31,835,481
PWC8234 Pavement Rehabilitation	\$4,000,000	\$4,500,000	\$5,000,000	\$6,750,000	\$6,750,000	\$27,000,000
PWC9092 Paseo Padre Safe Street Improvements	\$2,000,000	\$1,400,000	\$1,400,000	\$0	\$0	\$4,800,000
Ending Fund Balance	\$32,255	\$118,984	\$55,061	\$47,771	\$35,481	\$35,481
Total Uses of Funds	\$6,000,000	\$5,900,000	\$6,400,000	\$6,750,000	\$6,750,000	\$31,800,000



City of Fremont, CA
2023/24-2027/28 Capital Improvement Program
Fund Source and Use Report

Fund Name: State Gas Tax

Fund Number: 136

Description: This fund accounts for monies apportioned to the City from State-collected Gas Taxes. Funds may be used for street maintenance, construction and related engineering. Amounts are allocated by the State on the basis of population

	2023/24	2024/25	2025/26	2026/27	2027/28	5 Year Total
<u>Source of Funds</u>						
Beginning Balance	(\$450,245)	\$21,425	\$18,613	\$4,656	\$10,605	N/A
Revenues	\$6,480,420	\$6,576,288	\$6,660,143	\$6,715,049	\$6,715,049	\$33,146,949
Interest	\$50,000	\$50,000	\$30,000	\$20,000	\$15,000	\$165,000
Operating Budget	\$0	\$0	\$0	\$0	\$0	\$0
Total Sources of Funds	\$6,080,175	\$6,647,713	\$6,708,756	\$6,739,705	\$6,740,654	\$32,861,704

PWC8846	ADA Program Management (formerly Transition Plan)	\$25,000	\$25,000	\$25,000	\$25,000	\$25,000	\$125,000
PWC8875	Bike and Pedestrian Program (Staff Participation)	\$500,000	\$700,000	\$700,000	\$700,000	\$700,000	\$3,300,000
PWC8933	Measure BB Projects (City Staff Participation)	\$1,150,000	\$1,250,000	\$1,400,000	\$1,400,000	\$1,400,000	\$6,600,000
PWC8120	Bridge Repair, Citywide	\$250,000	\$50,000	\$50,000	\$50,000	\$50,000	\$450,000
PWC8230	Capital Improvement Program Management	\$25,000	\$0	\$25,000	\$0	\$0	\$50,000
PWC9071	Centerville Railroad Safety Enhancement Corridor Project	\$25,000	\$0	\$0	\$0	\$0	\$25,000
PWC8101	Cost and Scope Contingency - Traffic Impact Fee	\$0	\$0	\$200,000	\$200,000	\$190,000	\$590,000
PWC7101	Emerging Projects Reserve-Gas Tax Funds Group	\$0	\$0	\$200,000	\$200,000	\$190,000	\$590,000
PWC8657	Pavement Management Program	\$40,000	\$40,000	\$40,000	\$40,000	\$40,000	\$200,000
PWC8297	Red Light Photo Enforcement	\$5,000	\$5,000	\$5,000	\$5,000	\$5,000	\$25,000



City of Fremont, CA
2023/24-2027/28 Capital Improvement Program
Fund Source and Use Report

PWC8594	Traffic Counting Program	\$50,000	\$50,000	\$50,000	\$50,000	\$50,000	\$250,000
PWC8573	Traffic Service Operations	\$300,000	\$300,000	\$300,000	\$300,000	\$300,000	\$1,500,000
PWC8931	Traffic Signal System Upgrade & Modernization	\$0	\$0	\$600,000	\$650,000	\$650,000	\$1,900,000
PWC9041	Regional Projects Funding Match	\$450,000	\$1,100,000	\$0	\$0	\$0	\$1,550,000
001-000	Street Maintenance	\$1,758,750	\$1,829,100	\$1,829,100	\$1,829,100	\$1,829,100	\$9,075,150
PWC8930	Traffic Signal Installation on Mission Boulevard at Sullivan Underpass/Nichols Avenue	\$200,000	\$0	\$0	\$0	\$0	\$200,000
PWC8595	Traffic Signal Maintenance, State	\$100,000	\$100,000	\$100,000	\$100,000	\$100,000	\$500,000
PWC8595	Traffic Signal Maintenance, City	\$750,000	\$750,000	\$750,000	\$750,000	\$750,000	\$3,750,000
PWC8595	Traffic Signal Electricity	\$130,000	\$130,000	\$130,000	\$130,000	\$130,000	\$650,000
PWC7926	Storm Drainage (Drainage System Repair), Citywide	\$300,000	\$300,000	\$300,000	\$300,000	\$300,000	\$1,500,000
Ending Fund Balance		\$21,425	\$18,613	\$4,656	\$10,605	\$31,554	\$31,554
Total Uses of Funds		\$6,058,750	\$6,629,100	\$6,704,100	\$6,729,100	\$6,709,100	\$32,830,150



City of Fremont, CA
2023/24-2027/28 Capital Improvement Program
Fund Source and Use Report

Fund Name: Traffic Impact Fee

Fund Number: 531

Description: This fund accounts for monies received from developers to mitigate impacts on the street system resulting from new development. Amounts are set by City Council and are based on dollars per dwelling unit for residential uses, or cents per square foot for non-residential uses.

	2023/24	2024/25	2025/26	2026/27	2027/28	5 Year Total
<u>Source of Funds</u>						
Beginning Balance	\$503,827	\$3,827	\$3,827	\$3,827	\$3,827	N/A
Revenues	\$750,000	\$750,000	\$750,000	\$750,000	\$750,000	\$3,750,000
Interest	\$100,000	\$100,000	\$75,000	\$75,000	\$75,000	\$425,000
Operating Budget	\$0	\$0	\$0	\$0	\$0	\$0
Total Sources of Funds	\$1,353,827	\$853,827	\$828,827	\$828,827	\$828,827	\$4,678,827
PWC8230 Capital Improvement Program Management	\$50,000	\$50,000	\$0	\$0	\$0	\$100,000
PWC8931 Traffic Signal System Upgrade & Modernization	\$450,000	\$0	\$0	\$0	\$0	\$450,000
PWC9041 Regional Projects Funding Match	\$500,000	\$0	\$0	\$0	\$0	\$500,000
PWC7953 Traffic Improvement Program	\$350,000	\$800,000	\$825,000	\$825,000	\$825,000	\$3,625,000
Ending Fund Balance	\$3,827	\$3,827	\$3,827	\$3,827	\$3,827	\$3,827
Total Uses of Funds	\$1,350,000	\$850,000	\$825,000	\$825,000	\$825,000	\$4,675,000



City of Fremont, CA

2023/24-2027/28 Capital Improvement Program

Program Source And Use Report

Capital Maintenance

CIP #	Project Name	2023/24	2024/25	2025/26	2026/27	2027/28	5 Year Total
PWC8846	ADA Program Management (formerly Transition Plan)	\$25,000	\$25,000	\$25,000	\$25,000	\$25,000	\$125,000
PWC8877	ADA Upgrades	\$450,000	\$450,000	\$450,000	\$450,000	\$450,000	\$2,250,000
PWC8120	Bridge Repair, Citywide	\$250,000	\$50,000	\$50,000	\$50,000	\$50,000	\$450,000
PWC8393	Building Maintenance (Major Repair-Citywide)	\$3,600,000	\$3,600,000	\$3,600,000	\$3,600,000	\$3,600,000	\$18,000,000
PWC8394	Building Maintenance (Minor Repairs-Citywide)	\$400,000	\$400,000	\$400,000	\$400,000	\$400,000	\$2,000,000
PWC8501	Capital Replacement for Parks	\$2,250,000	\$2,250,000	\$2,250,000	\$2,250,000	\$2,250,000	\$11,250,000
PWC9071	Centerville Railroad Safety Enhancement Corridor Project	\$225,000	\$0	\$0	\$0	\$0	\$225,000
PWC9087	Central Park Community Center	\$21,000,000	\$0	\$23,000,000	\$0	\$0	\$44,000,000
PWC9099	Central Park Dog Park Synthetic Turf Replacement	\$826,000	\$0	\$0	\$0	\$0	\$826,000
PWC9095	City Hall Building Rehabilitation	\$3,200,000	\$1,000,000	\$774,500	\$0	\$0	\$4,974,500
PWC9089	Citywide Park Restrooms	\$5,000,000	\$5,000,000	\$5,000,000	\$0	\$0	\$15,000,000
PWC8239	Concrete Repair Program, Citywide	\$800,000	\$925,000	\$800,000	\$890,000	\$1,000,000	\$4,415,000
PWC8483	Curb and Gutter Repairs, Citywide	\$100,000	\$100,000	\$100,000	\$100,000	\$100,000	\$500,000
PWC8853	Energy Service Contract	\$402,000	\$0	\$0	\$0	\$0	\$402,000



City of Fremont, CA

2023/24-2027/28 Capital Improvement Program

Program Source And Use Report

Capital Maintenance

CIP #	Project Name	2023/24	2024/25	2025/26	2026/27	2027/28	5 Year Total
PWC9094	EV Charging for City Fleet Electrification	\$1,000,000	\$4,000,000	\$0	\$0	\$0	\$5,000,000
PWC9098	Fire Station Alerting System	\$0	\$1,700,000	\$0	\$0	\$0	\$1,700,000
PWC9097	HVAC Systems Replacement	\$3,000,000	\$3,000,000	\$2,000,000	\$0	\$0	\$8,000,000
PWC8444	Intersection Ramps, Citywide	\$100,000	\$100,000	\$1,500,000	\$1,500,000	\$1,500,000	\$4,700,000
PWC8195	Pavement Maintenance	\$9,125,000	\$9,125,000	\$8,125,000	\$8,225,000	\$8,225,000	\$42,825,000
PWC8657	Pavement Management Program	\$40,000	\$40,000	\$40,000	\$40,000	\$40,000	\$200,000
PWC8234	Pavement Rehabilitation	\$4,000,000	\$4,500,000	\$5,000,000	\$6,750,000	\$6,750,000	\$27,000,000
PWC8935	PD Vehicle Evidence & Storage Building	\$1,650,000	\$0	\$0	\$0	\$0	\$1,650,000
PWC8770	Play Area Surfacing (formerly Poured in Place Area Surfacing)	\$400,000	\$400,000	\$400,000	\$400,000	\$400,000	\$2,000,000
PWC8939	Sidewalk Repair 50/50	\$150,000	\$150,000	\$150,000	\$150,000	\$150,000	\$750,000
PWC7926	Storm Drainage (Drainage System Repair), Citywide	\$300,000	\$300,000	\$300,000	\$300,000	\$300,000	\$1,500,000
500-000	Street Maintenance	\$1,758,750	\$1,829,100	\$1,829,100	\$1,829,100	\$1,829,100	\$9,075,150
PWC8873	Street Tree 50/50	\$275,000	\$275,000	\$275,000	\$275,000	\$275,000	\$1,375,000
PWC8595	Traffic Signal Electricity	\$130,000	\$130,000	\$130,000	\$130,000	\$130,000	\$650,000
PWC8595	Traffic Signal Maintenance, State	\$100,000	\$100,000	\$100,000	\$100,000	\$100,000	\$500,000
PWC8595	Traffic Signal Maintenance, City	\$750,000	\$750,000	\$750,000	\$750,000	\$750,000	\$3,750,000



City of Fremont, CA
2023/24-2027/28 Capital Improvement Program
Program Source And Use Report

Capital Maintenance

CIP #	Project Name	2023/24	2024/25	2025/26	2026/27	2027/28	5 Year Total
PWC9096	Transformer Replacement Upgrade - Central Park Sports Lighting	\$506,000	\$0	\$0	\$0	\$0	\$506,000
PWC8889	Water Conservation and Median Upgrades	\$2,350,000	\$250,000	\$250,000	\$250,000	\$250,000	\$3,350,000
Total Use Of Funds		\$64,162,750	\$40,449,100	\$57,298,600	\$28,464,100	\$28,574,100	\$218,948,650

Sources

ACTC Measure BB (Local Streets and Roads)	\$4,775,000	\$5,050,000	\$4,825,000	\$4,975,000	\$5,050,000	\$24,675,000
Capital Improvement Fund (501)	\$51,184,000	\$27,200,000	\$20,274,500	\$12,500,000	\$12,500,000	\$123,658,500
New Vehicle Registration Fee SB83 (Measure F)	\$825,000	\$475,000	\$975,000	\$1,015,000	\$1,050,000	\$4,340,000
Other Outside Sources	\$0	\$0	\$23,000,000	\$0	\$0	\$23,000,000
State Gas Tax 2017- Sec 2030	\$4,000,000	\$4,500,000	\$5,000,000	\$6,750,000	\$6,750,000	\$27,000,000
State Gax Tax	\$3,378,750	\$3,224,100	\$3,224,100	\$3,224,100	\$3,224,100	\$16,275,150
Total Source Of Fund	\$64,162,750	\$40,449,100	\$57,298,600	\$28,464,100	\$28,574,100	\$218,948,650



City of Fremont, CA

2023/24-2027/28 Capital Improvement Program

Program Source And Use Report

Transportation Improvements

CIP #	Project Name	2023/24	2024/25	2025/26	2026/27	2027/28	5 Year Total
PWC8541	Bike & Ped Non Infrastructure (formerly Bike & Ped Misc)	\$400,000	\$180,000	\$250,000	\$250,000	\$250,000	\$1,330,000
PWC8875	Bike and Pedestrian Program (Staff Participation)	\$500,000	\$700,000	\$700,000	\$700,000	\$700,000	\$3,300,000
PWC8874	Bikeway Improvements	\$400,000	\$650,000	\$625,000	\$650,000	\$650,000	\$2,975,000
PWC9093	Dusterberry and Peralta Intersection Improvements	\$500,000	\$0	\$0	\$0	\$0	\$500,000
PWC8933	Measure BB Projects (City Staff Participation)	\$1,290,000	\$1,390,000	\$1,540,000	\$1,540,000	\$1,540,000	\$7,300,000
PWC9092	Paseo Padre Safe Street Improvements	\$2,525,000	\$1,400,000	\$1,400,000	\$0	\$0	\$5,325,000
PWC8944	Pedestrian Improvements	\$400,000	\$650,000	\$625,000	\$650,000	\$650,000	\$2,975,000
PWC9041	Regional Projects Funding Match	\$2,050,000	\$1,100,000	\$850,000	\$800,000	\$800,000	\$5,600,000
PWC8594	Traffic Counting Program	\$50,000	\$50,000	\$50,000	\$50,000	\$50,000	\$250,000
PWC7953	Traffic Improvement Program	\$650,000	\$1,800,000	\$825,000	\$825,000	\$825,000	\$4,925,000
PWC8573	Traffic Service Operations	\$300,000	\$300,000	\$300,000	\$300,000	\$300,000	\$1,500,000
PWC8930	Traffic Signal Installation on Mission Boulevard at Sullivan Underpass/Nichols Avenue	\$200,000	\$0	\$0	\$0	\$0	\$200,000
PWC8931	Traffic Signal System Upgrade & Modernization	\$450,000	\$0	\$600,000	\$650,000	\$650,000	\$2,350,000



City of Fremont, CA
2023/24-2027/28 Capital Improvement Program
Program Source And Use Report

Transportation Improvements

	2023/24	2024/25	2025/26	2026/27	2027/28	5 Year Total
Total Use Of Funds	\$9,715,000	\$8,220,000	\$7,765,000	\$6,415,000	\$6,415,000	\$38,530,000
<hr/>						
Sources						
ACTC Measure BB (Local Streets and Roads)	\$2,065,000	\$640,000	\$990,000	\$940,000	\$940,000	\$5,575,000
ACTC Measure BB 2014 Bike & PED	\$1,500,000	\$1,480,000	\$1,500,000	\$1,550,000	\$1,550,000	\$7,580,000
New Vehicle Registration Fee SB83 (Measure F)	\$200,000	\$500,000	\$0	\$0	\$0	\$700,000
State Gas Tax 2017- Sec 2030	\$2,000,000	\$1,400,000	\$1,400,000	\$0	\$0	\$4,800,000
State Gax Tax	\$2,650,000	\$3,400,000	\$3,050,000	\$3,100,000	\$3,100,000	\$15,300,000
Traffic Impact Fee	\$1,300,000	\$800,000	\$825,000	\$825,000	\$825,000	\$4,575,000
Total Source Of Fund	\$9,715,000	\$8,220,000	\$7,765,000	\$6,415,000	\$6,415,000	\$38,530,000



City of Fremont, CA

2023/24-2027/28 Capital Improvement Program

Program Source And Use Report

Parks & Recreation

CIP #	Project Name	2023/24	2024/25	2025/26	2026/27	2027/28	5 Year Total
PWC9053	Azevada Neighborhood Park Play Area Upgrades	\$94,000	\$0	\$0	\$0	\$0	\$94,000
PWC9051	Booster Park Play Area Upgrades	\$57,000	\$0	\$0	\$0	\$0	\$57,000
PWC9052	Buena Vista Play Area Upgrades	\$31,000	\$0	\$0	\$0	\$0	\$31,000
PWC8837	California Nursery Development	\$1,000,000	\$1,000,000	\$0	\$0	\$1,000,000	\$3,000,000
PWC8392	Centerville Community Park	\$881,360	\$0	\$0	\$0	\$0	\$881,360
PWC9056	Centerville Community Park Play Area Upgrades	\$71,000	\$0	\$0	\$0	\$0	\$71,000
PWC9000	Central Park All Inclusive Exercise Equipment	\$347,000	\$0	\$0	\$0	\$0	\$347,000
PWC9002	Central Park North Lakeside Development	\$1,000,000	\$1,000,000	\$0	\$0	\$0	\$2,000,000
PWC9003	Central Park Path North Meadow	\$85,000	\$0	\$0	\$0	\$0	\$85,000
PWC9028	Central Park Path: FCC to Lions Picnic Area	\$8,800	\$0	\$0	\$0	\$0	\$8,800
PWC9004	Central Park Path: Senior Center to Lions Picnic Area and FCC	\$72,002	\$0	\$0	\$0	\$0	\$72,002
PWC8872	Central Park Trail/Loop Parking Lot	(\$650,000)	\$0	\$0	\$0	\$0	(\$650,000)
PWC9001	Central Park: Cricket Field Shade Cloth	\$13,000	\$0	\$0	\$0	\$0	\$13,000
PWC8101	Contingency - Project Cost and Scope Parks Funds	\$100,000	\$100,000	\$0	\$0	\$0	\$200,000



City of Fremont, CA

2023/24-2027/28 Capital Improvement Program

Program Source And Use Report

Parks & Recreation

CIP #	Project Name	2023/24	2024/25	2025/26	2026/27	2027/28	5 Year Total
PWC9066	Hetch Hetchy Bike and Pedestrian Trail at Warm Springs or Irvington	\$0	\$0	\$0	\$1,000,000	\$1,000,000	\$2,000,000
PWC9010	Niles Fishing Dock #3 Replacement	\$182,000	\$0	\$0	\$0	\$0	\$182,000
PWC9060	Northgate Community Park Closed Roof Arbor	\$109,000	\$0	\$0	\$0	\$0	\$109,000
PWC8813	Palm Avenue Community Park	\$2,400,000	\$800,000	\$0	\$0	\$0	\$3,200,000
PWC8127	Park Planning	\$360,000	\$360,000	\$360,000	\$360,000	\$360,000	\$1,800,000
PWC9088	Patterson Ranch Dog Park	\$660,000	\$0	\$0	\$0	\$0	\$660,000
PWC9091	Pickleball Complex at Central Park	\$0	\$0	\$200,000	\$0	\$0	\$200,000
PWC9012	Rix Park Expansion	\$245,000	\$1,000,000	\$2,500,000	\$1,000,000	\$0	\$4,745,000
PWC9090	Vallejo Mills Park Conversion - Dog Park, Pickleball with Lights	\$1,507,000	\$0	\$0	\$0	\$0	\$1,507,000
Total Use Of Funds		\$8,573,162	\$4,260,000	\$3,060,000	\$2,360,000	\$2,360,000	\$20,613,162

Sources

Park Dedication Fees - (renovation) Fund 541-R	\$680,000	\$0	\$0	\$0	\$0	\$680,000
Park Facility Impact Fee (after July 1995) Fund 540	\$7,821,160	\$4,260,000	\$3,060,000	\$2,360,000	\$2,360,000	\$19,861,160
Park Facility Impact Fee (through July 1995) Fund 533	\$72,002	\$0	\$0	\$0	\$0	\$72,002
Total Source Of Fund	\$8,573,162	\$4,260,000	\$3,060,000	\$2,360,000	\$2,360,000	\$20,613,162



City of Fremont, CA

2023/24-2027/28 Capital Improvement Program

Program Source And Use Report

General Government

CIP #	Project Name	2023/24	2024/25	2025/26	2026/27	2027/28	5 Year Total
535-53900	Age Well Center Development Agreement Reimbursement Payment	\$2,000,000	\$2,000,000	\$2,000,000	\$2,000,000	\$2,000,000	\$10,000,000
PWC8230	Capital Improvement Program Management	\$87,000	\$62,000	\$37,000	\$12,000	\$12,000	\$210,000
PWC8101	Cost and Scope Contingency - Traffic Impact Fee	\$0	\$0	\$200,000	\$200,000	\$190,000	\$590,000
101410	Debt Service	\$1,000,000	\$1,000,000	\$1,000,000	\$1,000,000	\$1,000,000	\$5,000,000
PWC8315	Development Impact Fee Program	\$112,000	\$112,000	\$0	\$0	\$0	\$224,000
PWC8746	Development Permitting System Support	\$350,000	\$250,000	\$250,000	\$250,000	\$250,000	\$1,350,000
PWC7101	Emerging Projects Reserve-Gas Tax Funds Group	\$0	\$0	\$200,000	\$200,000	\$190,000	\$590,000
544-22100	Fire Equipment and Uniforms	\$343,676	\$0	\$0	\$0	\$0	\$343,676
PWC8297	Red Light Photo Enforcement	\$5,000	\$5,000	\$5,000	\$5,000	\$5,000	\$25,000
Total Use Of Funds		\$3,897,676	\$3,429,000	\$3,692,000	\$3,667,000	\$3,647,000	\$18,332,676

Sources

Capital Facilities Impact Fees	\$3,000,000	\$3,000,000	\$3,000,000	\$3,000,000	\$3,000,000	\$15,000,000
Development Cost Center Reserves	\$350,000	\$250,000	\$250,000	\$250,000	\$250,000	\$1,350,000
Fire Impact Fee	\$343,676	\$0	\$0	\$0	\$0	\$343,676
Park Facility Impact Fee (after July 1995) Fund 540	\$124,000	\$124,000	\$12,000	\$12,000	\$12,000	\$284,000



City of Fremont, CA
 2023/24-2027/28 Capital Improvement Program
Program Source And Use Report

General Government

Sources continued	2023/24	2024/25	2025/26	2026/27	2027/28	5 Year Total
State Gax Tax	\$30,000	\$5,000	\$430,000	\$405,000	\$385,000	\$1,255,000
Traffic Impact Fee	\$50,000	\$50,000	\$0	\$0	\$0	\$100,000
Total Source Of Fund	\$3,897,676	\$3,429,000	\$3,692,000	\$3,667,000	\$3,647,000	\$18,332,676



City of Fremont, CA
 2023/24-2027/28 Capital Improvement Program
funded project description report
ADA Program Management (formerly Transition Plan)

cip number: PWC8846 program name: Capital Maintenance
 account number: subprogram:
department: Engineering

	previous	2023/24	2024/25	2025/26	2026/27	2027/28	five year total
project cost:	\$50,000	\$25,000	\$25,000	\$25,000	\$25,000	\$25,000	\$125,000
operating cost:	\$0	\$0	\$0	\$0	\$0	\$0	\$0
maintenance cost:	\$0	\$0	\$0	\$0	\$0	\$0	\$0
total:	\$50,000	\$25,000	\$25,000	\$25,000	\$25,000	\$25,000	\$125,000

sources of funding

State Gax Tax	\$25,000	\$25,000	\$25,000	\$25,000	\$25,000	\$25,000	\$125,000
Total	\$25,000	\$25,000	\$25,000	\$25,000	\$25,000	\$25,000	\$125,000

project description: Funding to update and maintain the City's ADA Transition Plan. Additional funds will be necessary to make the ADA improvements.
project justification: City must maintain the City's ADA Transition Plan and update the Plan as improvements are made.
Project Location: Citywide



City of Fremont, CA
 2023/24-2027/28 Capital Improvement Program
funded project description report
ADA Upgrades

cip number: PWC8877 program name: Capital Maintenance
 account number: subprogram:
department: Engineering

	previous	2023/24	2024/25	2025/26	2026/27	2027/28	five year total
project cost:	\$900,000	\$450,000	\$450,000	\$450,000	\$450,000	\$450,000	\$2,250,000
operating cost:	\$0	\$0	\$0	\$0	\$0	\$0	\$0
maintenance cost:	\$0	\$0	\$0	\$0	\$0	\$0	\$0
total:	\$900,000	\$450,000	\$450,000	\$450,000	\$450,000	\$450,000	\$2,250,000

sources of funding

Capital Improvement Fund (501)	\$450,000	\$450,000	\$450,000	\$450,000	\$450,000	\$450,000	\$2,250,000
Total	\$450,000	\$450,000	\$450,000	\$450,000	\$450,000	\$450,000	\$2,250,000

project description: Funding for the construction of prioritized ADA upgrades to City streets and facilities, based on the recommendations and prioritization developed in the 2014-15 ADA Transition Plan Update.

project justification: Achieve compliance with requirements of the Americans with Disabilities Act.

Project Location: Citywide



City of Fremont, CA
 2023/24-2027/28 Capital Improvement Program
funded project description report
Bridge Repair, Citywide

cip number:	PWC8120	program name:	Capital Maintenance
account number:		subprogram:	
		department:	Engineering

	previous	2023/24	2024/25	2025/26	2026/27	2027/28	five year total
project cost:	\$100,000	\$250,000	\$50,000	\$50,000	\$50,000	\$50,000	\$450,000
operating cost:	\$0	\$0	\$0	\$0	\$0	\$0	\$0
maintenance cost:	\$0	\$0	\$0	\$0	\$0	\$0	\$0
total:	\$100,000	\$250,000	\$50,000	\$50,000	\$50,000	\$50,000	\$450,000

sources of funding

State Gax Tax	\$250,000	\$50,000	\$50,000	\$50,000	\$50,000	\$50,000	\$450,000
Total	\$250,000	\$50,000	\$50,000	\$50,000	\$50,000	\$50,000	\$450,000

project description: Existing project to make repairs to City-owned bridges on an "as-needed" basis. Work is in accordance with Caltrans biennial inspection recommendations for the various structures throughout the City.

project justification: The project allows the City to implement corrective action on a priority basis and in a timely manner. Failure to maintain the City's bridges has the potential to result in a loss of Federal funding for future projects.

Project Location: Citywide



City of Fremont, CA
 2023/24-2027/28 Capital Improvement Program
**funded project description report Building
 Maintenance (Major Repair-Citywide)**

cip number: PWC8393

program name: Capital Maintenance

account number:

subprogram:

department: Engineering

	previous	2023/24	2024/25	2025/26	2026/27	2027/28	five year total
project cost:	\$2,400,000	\$3,600,000	\$3,600,000	\$3,600,000	\$3,600,000	\$3,600,000	\$18,000,000
operating cost:	\$0	\$0	\$0	\$0	\$0	\$0	\$0
maintenance cost:	\$0	\$0	\$0	\$0	\$0	\$0	\$0
total:	\$2,400,000	\$3,600,000	\$3,600,000	\$3,600,000	\$3,600,000	\$3,600,000	\$18,000,000

sources of funding

Capital Improvement Fund (501)	\$3,600,000	\$3,600,000	\$3,600,000	\$3,600,000	\$3,600,000	\$3,600,000	\$18,000,000
Total	\$3,600,000	\$3,600,000	\$3,600,000	\$3,600,000	\$3,600,000	\$3,600,000	\$18,000,000

project description: Annual project to fund major maintenance repair, replacement, or renovation work at City buildings. Typical projects include roofing, HVAC, painting, floor coverings, and restroom remodels.

project justification: To address deficiencies identified in the Facilities Condition Assessment and the ADA Transition Plan. This work is necessary to keep our facilities weather tight, functioning properly, compliant with current regulations, and to keep up a good public appearance.

Project Location: All City Buildings



City of Fremont, CA
2023/24-2027/28 Capital Improvement Program

funded project description report
Building Maintenance (Minor Repairs-Citywide)

cip number: PWC8394 program name: Capital Maintenance
 account number: subprogram:
department: Engineering

	previous	2023/24	2024/25	2025/26	2026/27	2027/28	five year total
project cost:	\$600,000	\$400,000	\$400,000	\$400,000	\$400,000	\$400,000	\$2,000,000
operating cost:	\$0	\$0	\$0	\$0	\$0	\$0	\$0
maintenance cost:	\$0	\$0	\$0	\$0	\$0	\$0	\$0
total:	\$600,000	\$400,000	\$400,000	\$400,000	\$400,000	\$400,000	\$2,000,000

sources of funding

Capital Improvement Fund (501)		\$400,000	\$400,000	\$400,000	\$400,000	\$400,000	\$2,000,000
Total		\$400,000	\$400,000	\$400,000	\$400,000	\$400,000	\$2,000,000

project description: Annual project to fund minor modifications and alterations to various City buildings. Typical projects include roofing, HVAC, painting, floor coverings, and interior remodels.

project justification: Modifications and alterations of existing facilities to eliminate deficiencies identified in the Facilities Condition Assessment and the ADA Transition Plan. This work is necessary to keep our facilities weather tight, functioning properly, compliant with current regulations, to eliminate health and safety issues, and able to support departmental missions while keeping a good public appearance.

Project Location: All City Buildings



City of Fremont, CA
 2023/24-2027/28 Capital Improvement Program
funded project description report
Capital Replacement for Parks

cip number: PWC8501 program name: Capital Maintenance
 account number: subprogram:
department: Parks & Recreation

	previous	2023/24	2024/25	2025/26	2026/27	2027/28	five year total
project cost:	\$1,850,000	\$2,250,000	\$2,250,000	\$2,250,000	\$2,250,000	\$2,250,000	\$11,250,000
operating cost:	\$0	\$0	\$0	\$0	\$0	\$0	\$0
maintenance cost:	\$0	\$0	\$0	\$0	\$0	\$0	\$0
total:	\$1,850,000	\$2,250,000	\$2,250,000	\$2,250,000	\$2,250,000	\$2,250,000	\$11,250,000

sources of funding

Capital Improvement Fund (501)	\$2,250,000	\$2,250,000	\$2,250,000	\$2,250,000	\$2,250,000	\$2,250,000	\$11,250,000
Total	\$2,250,000	\$2,250,000	\$2,250,000	\$2,250,000	\$2,250,000	\$2,250,000	\$11,250,000

project description: This project provides annual funding for both small and larger scale maintenance projects, such as irrigation systems, drinking fountain replacements and site drainage, court resurfacing, and turf renovations in neighborhood parks, in addition to a variety of small maintenance projects in City parks. These projects provide a positive maintenance benefit once completed.

project justification: This project allows Parks Maintenance staff to repair, replace and/or maintain components of the infrastructure throughout the City's park system. These projects provide a positive maintenance benefit once completed. The projects often rectify safety issues from damaged or malfunctioning recreational features and infrastructure, and also ensure that park improvements, such as turf and landscaping, are maintained to the highest level possible, thereby increasing public use and enjoyment and extending the lifecycle of the improvements. These projects will help address a \$5 million to \$10 million backlog of deferred capital parks maintenance projects.

Project Location: Citywide park system



City of Fremont, CA
 2023/24-2027/28 Capital Improvement Program
funded project description report
Centerville Railroad Safety Enhancement Corridor Project

cip number: PWC9071 program name: Capital Maintenance
 account number: subprogram:
department: Engineering

	previous	2023/24	2024/25	2025/26	2026/27	2027/28	five year total
project cost:	\$150,000	\$225,000	\$0	\$0	\$0	\$0	\$225,000
operating cost:	\$0	\$0	\$0	\$0	\$0	\$0	\$0
maintenance cost:	\$0	\$0	\$0	\$0	\$0	\$0	\$0
total:	\$150,000	\$225,000	\$0	\$0	\$0	\$0	\$225,000

sources of funding

ACTC Measure BB (Local Streets and Roads)	\$200,000	\$0	\$0	\$0	\$0	\$0	\$200,000
State Gax Tax	\$25,000	\$0	\$0	\$0	\$0	\$0	\$25,000
Total	\$225,000	\$0	\$0	\$0	\$0	\$0	\$225,000

project description: Construct safety improvements at Clarke Drive and Blacow Road in the vicinity of the railroad crossings that will support a future quiet zone for the Centerville corridor as well as the ACE Corridor.

project justification: The safety improvements at Clarke Drive and Blacow Road are the remaining at-grade crossings that are currently unfunded for design improvements along this corridor. The design and construction of these improvements are needed in order to support the Centerville Corridor in the Fremont Quiet Zone Program as well as the ACE Corridor running through the City of Fremont.

Project Location: Clarke Drive in the vicinity of the at-grade crossing and Blacow Road in the vicinity of the at-grade crossing.



City of Fremont, CA
 2023/24-2027/28 Capital Improvement Program
funded project description report
Central Park Community Center

cip number: PWC9087

program name: Capital Maintenance

account number:

subprogram:

department: Parks & Recreation

	previous	2023/24	2024/25	2025/26	2026/27	2027/28	five year total
project cost:	\$0	\$21,000,000	\$0	\$23,000,000	\$0	\$0	\$44,000,000
operating cost:	\$0	\$0	\$0	\$0	\$0	\$0	\$0
maintenance cost:	\$0	\$0	\$0	\$0	\$0	\$0	\$0
total:	\$0	\$21,000,000	\$0	\$23,000,000	\$0	\$0	\$44,000,000

sources of funding

Capital Improvement Fund (501)	\$21,000,000	\$0	\$0	\$0	\$0	\$21,000,000
Other Outside Sources	\$0	\$0	\$23,000,000	\$0	\$0	\$23,000,000
Total	\$21,000,000	\$0	\$23,000,000	\$0	\$0	\$44,000,000

project description: Replace Central Park Fremont Community Center and Teen Center. Requesting \$10 million of the \$58 million - Saving Acct. for CPCC - Per Park & Recreation Master Plan - supports \$8 million already received from state and \$1 million in funding for upgrades and repairs. If not approved we will need to use the existing funding to make upgrades and roof repairs to Teen Center estimated at \$1 million+ (will develop refined scope of work if needed).

project justification: City Council Adopted Parks and Recreation Master Plan (Sections: Capital Improvement Plan, Equity Mapping and Assessment of Existing Parks and Facilities).

Project Location: Central Park



City of Fremont, CA
 2023/24-2027/28 Capital Improvement Program
funded project description report
City Hall Building Rehabilitation

cip number: PWC9095 program name: Capital Maintenance
 account number: subprogram:
department: Engineering

	previous	2023/24	2024/25	2025/26	2026/27	2027/28	five year total
project cost:	\$0	\$3,200,000	\$1,000,000	\$774,500	\$0	\$0	\$4,974,500
operating cost:	\$0	\$0	\$0	\$0	\$0	\$0	\$0
maintenance cost:	\$0	\$0	\$0	\$0	\$0	\$0	\$0
total:	\$0	\$3,200,000	\$1,000,000	\$774,500	\$0	\$0	\$4,974,500

sources of funding

Capital Improvement Fund (501)		\$3,200,000	\$1,000,000	\$774,500	\$0	\$0	\$4,974,500
Total		\$3,200,000	\$1,000,000	\$774,500	\$0	\$0	\$4,974,500

project description: Remove and replace roof at City Hall building A & B. The existing roof on these two building are beyond their useful life. Roof replacement has been deferred due to cost and expectation of construction of a new City Hall. Maintenance staff continues to patch the roofs during rainy season due to leaks.

project justification: The existing roof on these two buildings are beyond their useful life. Roof replacement has been deferred due to cost and expectation of constructing a new City Hall building. Maintenance staff continues to patch the roofs during rainy season due to leaks.

Project Location: City Hall



City of Fremont, CA
 2023/24-2027/28 Capital Improvement Program
funded project description report
Citywide Park Restrooms

cip number: PWC9089 program name: Capital Maintenance
 account number: subprogram:
department: Parks & Recreation

	previous	2023/24	2024/25	2025/26	2026/27	2027/28	five year total
project cost:	\$0	\$5,000,000	\$5,000,000	\$5,000,000	\$0	\$0	\$15,000,000
operating cost:	\$0	\$0	\$0	\$0	\$0	\$0	\$0
maintenance cost:	\$0	\$0	\$0	\$0	\$0	\$0	\$0
total:	\$0	\$5,000,000	\$5,000,000	\$5,000,000	\$0	\$0	\$15,000,000

sources of funding

Capital Improvement Fund (501)		\$5,000,000	\$5,000,000	\$5,000,000	\$0	\$0	\$15,000,000
Total		\$5,000,000	\$5,000,000	\$5,000,000	\$0	\$0	\$15,000,000

project description: One restroom annually (two per CIP cycle) lowest rated restrooms per Public Works to receive modernization remodels including walls, flooring, stalls, fixtures, ventilation, security lighting , plumbing, ADA if needed - Per Parks & Recreation Master Plan.

1. Irvington Park RR – built in 1986, exterior walls listed in poor condition per the FCA, needs new roof and attached wood awning to be replaced, partitions need to be replaced, has no plumbing chase so have to remove wall panels to work on fixtures rendering it hard to maintain, and structural rot visible.
2. Babbling Brook RR – built 1992, structural framing in poor condition per the FCA, lift station plumbing is obsolete

project justification: City Council Adopted Parks and Recreation Master Plan (Section: Capital Improvement Plan-Park Amenities). Restrooms was identified as the strongest need by the community for renovated and new park restrooms throughout the inventory.

Project Location: Parks Citywide



City of Fremont, CA
 2023/24-2027/28 Capital Improvement Program
funded project description report
Concrete Repair Program, Citywide

cip number: PWC8239 program name: Capital Maintenance
 account number: subprogram:
department: Engineering

	previous	2023/24	2024/25	2025/26	2026/27	2027/28	five year total
project cost:	\$1,300,000	\$800,000	\$925,000	\$800,000	\$890,000	\$1,000,000	\$4,415,000
operating cost:	\$0	\$0	\$0	\$0	\$0	\$0	\$0
maintenance cost:	\$0	\$0	\$0	\$0	\$0	\$0	\$0
total:	\$1,300,000	\$800,000	\$925,000	\$800,000	\$890,000	\$1,000,000	\$4,415,000

sources of funding

ACTC Measure BB (Local Streets and Roads)	\$400,000	\$500,000	\$375,000	\$425,000	\$500,000	\$2,200,000
New Vehicle Registration Fee SB83 (Measure F)	\$400,000	\$425,000	\$425,000	\$465,000	\$500,000	\$2,215,000
Total	\$800,000	\$925,000	\$800,000	\$890,000	\$1,000,000	\$4,415,000

project description: Existing annual project for reconstruction of curbs, gutters, sidewalks, driveway approaches and installation of handicap ramps where sidewalk replacement is required at two or more quadrants of an intersection.

project justification: To eliminate damaged concrete and/or unsafe conditions due to City maintained trees located in the sidewalk area of the public right-of-way, including curb and gutter, handicap ramps (when sidewalk replacement is required at two or more quadrants of an intersection), the park strip (between curb and sidewalk), driveway approach, and sidewalk, and to make these areas reasonably safe for pedestrians.

Project Location: Citywide



City of Fremont, CA
 2023/24-2027/28 Capital Improvement Program
funded project description report
EV Charging for City Fleet Electrification

cip number: PWC9094

program name: Capital Maintenance

account number:

subprogram:

department: Community Development -
General

	previous	2023/24	2024/25	2025/26	2026/27	2027/28	five year total
project cost:	\$0	\$1,000,000	\$4,000,000	\$0	\$0	\$0	\$5,000,000
operating cost:	\$0	\$0	\$0	\$0	\$0	\$0	\$0
maintenance cost:	\$0	\$0	\$0	\$0	\$0	\$0	\$0
total:	\$0	\$1,000,000	\$4,000,000	\$0	\$0	\$0	\$5,000,000

sources of funding

Capital Improvement Fund (501)	\$1,000,000	\$4,000,000	\$0	\$0	\$0	\$5,000,000
Total	\$1,000,000	\$4,000,000	\$0	\$0	\$0	\$5,000,000

project description: Perform necessary upgrades to backbone electrical infrastructure to provide sufficient charging capacity to convert the PD and Maintenance fleets to electric vehicles. Upgrades to include EV chargers. Electric vehicle purchases are not part of this request--they will be handled as part of ongoing vehicle replacement purchases.

project justification: --Consistent with Council goals of 55% reduction in ghg emissions by 2030, carbon neutrality by 2045
 --California Air Resources Board proposing rules to require municipal fleet conversion to EVs
 --Fleet Electrification Study and PD Tesla patrol vehicle pilot have shown conversion is possible and cost competitive

Project Location: PD Campus and Maintenance Center



City of Fremont, CA
 2023/24-2027/28 Capital Improvement Program
funded project description report
Energy Service Contract

cip number: PWC8853

program name: Capital Maintenance

account number:

subprogram:

department: Community Development -
General

	previous	2023/24	2024/25	2025/26	2026/27	2027/28	five year total
project cost:	\$0	\$402,000	\$0	\$0	\$0	\$0	\$402,000
operating cost:	\$0	\$0	\$0	\$0	\$0	\$0	\$0
maintenance cost:	\$0	\$0	\$0	\$0	\$0	\$0	\$0
total:	\$0	\$402,000	\$0	\$0	\$0	\$0	\$402,000

sources of funding

Capital Improvement Fund (501)	\$402,000	\$0	\$0	\$0	\$0	\$0	\$402,000
Total	\$402,000	\$0	\$0	\$0	\$0	\$0	\$402,000

project description: The City undertook a major energy efficiency upgrade effort in 2016-17. However, there were several opportunities for efficiency upgrades that were not included in that project. For example, conversion to LED lighting at recreational facilities. Scope of the project will be scaled to align with available funds.

project justification: Efficiency upgrades will result in significant utility cost savings, with a payback likely between 5-10 years. Project will reduce municipal greenhouse gas emissions consistent with the Climate Action Plan. Upgrades will also improve lighting quality and modernize equipment.

Project Location:



City of Fremont, CA
 2023/24-2027/28 Capital Improvement Program
funded project description report
Fire Station Alerting System

cip number: PWC9098

program name: Capital Maintenance

account number:

subprogram:

department: Fire

	previous	2023/24	2024/25	2025/26	2026/27	2027/28	five year total
project cost:	\$0	\$0	\$1,700,000	\$0	\$0	\$0	\$1,700,000
operating cost:	\$0	\$0	\$0	\$0	\$0	\$0	\$0
maintenance cost:	\$0	\$0	\$0	\$0	\$0	\$0	\$0
total:	\$0	\$0	\$1,700,000	\$0	\$0	\$0	\$1,700,000

sources of funding

Capital Improvement Fund (501)	\$0	\$1,700,000	\$0	\$0	\$0	\$1,700,000
Total	\$0	\$1,700,000	\$0	\$0	\$0	\$1,700,000

project description: Replace current outdated alerting systems at all Fire Stations with newer alerting systems. Fremont Fire's calls are dispatched through Alameda County Regional Emergency Communication Consortium (ACRECC). ACRECC is changing their alerting system, which requires all partner/subscribing agencies to have the same system to operate. FFD and ACRECC will need to be operational with the new alerting system at the same time to continue service.

project justification: The current alerting systems from Locution are 25 years old, are failing to alert the stations of incidents, and cannot be replaced. Newer, more reliable alerting systems will decrease call times, increase situational awareness, and protect health and wellness.
 FFD is required to change systems in order to continue to be dispatched from ACRECC.

Project Location: All 11 Fire Stations



City of Fremont, CA
 2023/24-2027/28 Capital Improvement Program
funded project description report
HVAC Systems Replacement

cip number: PWC9097

program name: Capital Maintenance

account number:

subprogram:

department: Engineering

	previous	2023/24	2024/25	2025/26	2026/27	2027/28	five year total
project cost:	\$0	\$3,000,000	\$3,000,000	\$2,000,000	\$0	\$0	\$8,000,000
operating cost:	\$0	\$0	\$0	\$0	\$0	\$0	\$0
maintenance cost:	\$0	\$0	\$0	\$0	\$0	\$0	\$0
total:	\$0	\$3,000,000	\$3,000,000	\$2,000,000	\$0	\$0	\$8,000,000

sources of funding

Capital Improvement Fund (501)	\$3,000,000	\$3,000,000	\$2,000,000	\$0	\$0	\$8,000,000
Total	\$3,000,000	\$3,000,000	\$2,000,000	\$0	\$0	\$8,000,000

project description: The City has 11 building locations that have aging heating, ventilation and air conditioning (HVAC) systems that rely on R22 (freon). New R22 systems have been banned by the US EPA since 2010 and maintenance of existing systems is becoming challenging and costly. This proposal would replace the City's R22 HVAC systems in phases over a 3-year period, based on age of systems. Phase 1 (\$3M) - Police Center and FRC; Phase 2 (\$2M) - City Hall and Maintenance Center; and Phase 3 (\$2M) - Fire Stations 1, 4, 5, 7, Centerville Community Center, Warm Springs Community Center, and Centerville Library. It is noted that cost estimates are based on replacing R22 (freon) systems, with modern equipment that continues to use natural gas as an energy source. Consideration could be given to converting to electric

project justification: The City's R-22 (Freon) HVAC systems and are well past their useful life cycles of 15 years. Parts are hard to find, system is working toward becoming obsolete. Repairs are frequent during the summer months. Freon is no longer produced and will become unavailable at some point in the near future.

Project Location: Various locations



City of Fremont, CA
 2023/24-2027/28 Capital Improvement Program
funded project description report
Intersection Ramps, Citywide

cip number: PWC8444 program name: Capital Maintenance
 account number: subprogram:
department: Engineering

	previous	2023/24	2024/25	2025/26	2026/27	2027/28	five year total
project cost:	\$2,000,000	\$100,000	\$100,000	\$1,500,000	\$1,500,000	\$1,500,000	\$4,700,000
operating cost:	\$0	\$0	\$0	\$0	\$0	\$0	\$0
maintenance cost:	\$0	\$0	\$0	\$0	\$0	\$0	\$0
total:	\$2,000,000	\$100,000	\$100,000	\$1,500,000	\$1,500,000	\$1,500,000	\$4,700,000

sources of funding

ACTC Measure BB (Local Streets and Roads)	\$100,000	\$100,000	\$1,500,000	\$1,500,000	\$1,500,000	\$4,700,000
Total	\$100,000	\$100,000	\$1,500,000	\$1,500,000	\$1,500,000	\$4,700,000

project description: Existing annual project to address ADA issues in the public right-of-way and construct intersection ramps at various locations throughout the City.

project justification: Curb ramps are now required to be upgraded to the latest ADA standards when the ramps are within the project limits of proposed pavement rehabilitation or cape seal work. These project will upgrade the ramps required with planned pavement work as well as upgrade ramps based on citizen requests.

Project Location: Various locations throughout the City.



City of Fremont, CA
 2023/24-2027/28 Capital Improvement Program
funded project description report
PD Vehicle Evidence & Storage Building

cip number: PWC8935

program name: Capital Maintenance

account number:

subprogram:

department: Police

	previous	2023/24	2024/25	2025/26	2026/27	2027/28	five year total
project cost:	\$0	\$1,650,000	\$0	\$0	\$0	\$0	\$1,650,000
operating cost:	\$0	\$0	\$0	\$0	\$0	\$0	\$0
maintenance cost:	\$0	\$0	\$0	\$0	\$0	\$0	\$0
total:	\$0	\$1,650,000	\$0	\$0	\$0	\$0	\$1,650,000

sources of funding

Capital Improvement Fund (501)		\$1,650,000	\$0	\$0	\$0	\$0	\$1,650,000
Total		\$1,650,000	\$0	\$0	\$0	\$0	\$1,650,000

project description: \$1,580,000 was granted through the CIP process in FY16/17 to create a secure and enclosed storage building for vehicles that are considered evidence, as well as for oversize police equipment. In FY19/20 an additional funds of \$1,275,000 were awarded to PWC8935 to equal total funding of \$2,855,000, but then \$1,650,000 of funds were diverted to use for FRC roof repair. Police is requesting the \$1,650,000 funds be put back into PWC8935 since the estimated cost for the building is now at \$3m+.

project justification: When vehicles are involved in serious criminal investigations, there is a critical need to properly store and preserve them consistent with other forms of evidence. FPD currently stores vehicles in an open aired gated parking lot on the police campus which does not preserve and/or protect the vehicle from weather and other natural elements.

Project Location:



City of Fremont, CA
 2023/24-2027/28 Capital Improvement Program
funded project description report
Pavement Management Program

cip number: PWC8657 program name: Capital Maintenance
 account number: subprogram:
department: Engineering

	previous	2023/24	2024/25	2025/26	2026/27	2027/28	five year total
project cost:	\$90,000	\$40,000	\$40,000	\$40,000	\$40,000	\$40,000	\$200,000
operating cost:	\$0	\$0	\$0	\$0	\$0	\$0	\$0
maintenance cost:	\$0	\$0	\$0	\$0	\$0	\$0	\$0
total:	\$90,000	\$40,000	\$40,000	\$40,000	\$40,000	\$40,000	\$200,000

sources of funding

State Gax Tax	\$40,000	\$40,000	\$40,000	\$40,000	\$40,000	\$40,000	\$200,000
Total	\$40,000	\$40,000	\$40,000	\$40,000	\$40,000	\$40,000	\$200,000

project description: The Pavement Management Program monitors pavement conditions. Staff cost is needed to manage the software, oversee the required re-certification every 2 years, and answer questions from the public.

project justification: Re-certification is required by MTC to be eligible for federal-aid funding.

Project Location:



City of Fremont, CA
 2023/24-2027/28 Capital Improvement Program
funded project description report
Pavement Rehabilitation

cip number: PWC8234

program name: Capital Maintenance

account number:

subprogram:

department: Maintenance

	previous	2023/24	2024/25	2025/26	2026/27	2027/28	five year total
project cost:	\$9,950,000	\$4,000,000	\$4,500,000	\$5,000,000	\$6,750,000	\$6,750,000	\$27,000,000
operating cost:	\$0	\$0	\$0	\$0	\$0	\$0	\$0
maintenance cost:	\$0	\$0	\$0	\$0	\$0	\$0	\$0
total:	\$9,950,000	\$4,000,000	\$4,500,000	\$5,000,000	\$6,750,000	\$6,750,000	\$27,000,000

sources of funding

State Gas Tax 2017- Sec 2030	\$4,000,000	\$4,500,000	\$5,000,000	\$6,750,000	\$6,750,000	\$27,000,000
Total	\$4,000,000	\$4,500,000	\$5,000,000	\$6,750,000	\$6,750,000	\$27,000,000

project description: This project involves major pavement rehabilitation efforts, including overlay and street reconstruction, at selected street sections throughout the city.

project justification: This project is a component of the City's pavement rehabilitation program.

Project Location: Various City Streets



City of Fremont, CA
2023/24-2027/28 Capital Improvement Program

funded project description report

Play Area Surfacing (formerly Poured in Place Area Surfacing)

cip number:	PWC8770	program name:	Capital Maintenance
account number:		subprogram:	
		department:	Parks & Recreation

	previous	2023/24	2024/25	2025/26	2026/27	2027/28	five year total
project cost:	\$650,000	\$400,000	\$400,000	\$400,000	\$400,000	\$400,000	\$2,000,000
operating cost:	\$0	\$0	\$0	\$0	\$0	\$0	\$0
maintenance cost:	\$0	\$0	\$0	\$0	\$0	\$0	\$0
total:	\$650,000	\$400,000	\$400,000	\$400,000	\$400,000	\$400,000	\$2,000,000

sources of funding

Capital Improvement Fund (501)		\$400,000	\$400,000	\$400,000	\$400,000	\$400,000	\$2,000,000
Total		\$400,000	\$400,000	\$400,000	\$400,000	\$400,000	\$2,000,000

project description: Funding to repair and seal poured in place rubber surfacing.

project justification: Repair and seal poured in place surfacing to add strength, UV protection, prevent cracks, holes and granulation, and brighten the look of colors.

Project Location: Various (exact locations to be determined)



City of Fremont, CA
 2023/24-2027/28 Capital Improvement Program
funded project description report
Sidewalk Repair 50/50

cip number: PWC8939 program name: Capital Maintenance
 account number: subprogram:
department: Engineering

	previous	2023/24	2024/25	2025/26	2026/27	2027/28	five year total
project cost:	\$300,000	\$150,000	\$150,000	\$150,000	\$150,000	\$150,000	\$750,000
operating cost:	\$0	\$0	\$0	\$0	\$0	\$0	\$0
maintenance cost:	\$0	\$0	\$0	\$0	\$0	\$0	\$0
total:	\$300,000	\$150,000	\$150,000	\$150,000	\$150,000	\$150,000	\$750,000

sources of funding

Capital Improvement Fund (501)	\$150,000	\$150,000	\$150,000	\$150,000	\$150,000	\$150,000	\$750,000
Total	\$150,000	\$150,000	\$150,000	\$150,000	\$150,000	\$150,000	\$750,000

project description: Establish an annual capital program where the City participates in up to 50% of the costs of sidewalk repairs on approved permits. The City will assist with up to 50% of the cost when the work is performed by City approved contractors. Included in the budget is \$50,000 for administration of the program. This program will be managed in partnership with a separate CIP project called the Street Tree 50/50 Program.

project justification: The proposed 50/50 program will provide assistance to Fremont property owners in the repair of damaged sidewalks.

Project Location: Citywide locations



City of Fremont, CA
 2023/24-2027/28 Capital Improvement Program
funded project description report
Storm Drainage (Drainage System Repair), Citywide

cip number: PWC7926 program name: Capital Maintenance
 account number: subprogram:
department: Maintenance

	previous	2023/24	2024/25	2025/26	2026/27	2027/28	five year total
project cost:	\$350,000	\$300,000	\$300,000	\$300,000	\$300,000	\$300,000	\$1,500,000
operating cost:	\$0	\$0	\$0	\$0	\$0	\$0	\$0
maintenance cost:	\$0	\$0	\$0	\$0	\$0	\$0	\$0
total:	\$350,000	\$300,000	\$300,000	\$300,000	\$300,000	\$300,000	\$1,500,000

sources of funding

State Gax Tax	\$300,000	\$300,000	\$300,000	\$300,000	\$300,000	\$300,000	\$1,500,000
Total	\$300,000	\$300,000	\$300,000	\$300,000	\$300,000	\$300,000	\$1,500,000

project description: Existing annual project to finance miscellaneous, small drainage projects to correct deficiencies in or damage to local drainage systems.
project justification: This project has been used to address citizen complaints and requests by the City's Maintenance Division.
Project Location: Citywide



City of Fremont, CA
 2023/24-2027/28 Capital Improvement Program
funded project description report
Street Maintenance

cip number: 500-000

program name: Capital Maintenance

account number:

subprogram:

department: Maintenance

	previous	2023/24	2024/25	2025/26	2026/27	2027/28	five year total
project cost:	\$3,350,000	\$1,758,750	\$1,829,100	\$1,829,100	\$1,829,100	\$1,829,100	\$9,075,150
operating cost:	\$0	\$0	\$0	\$0	\$0	\$0	\$0
maintenance cost:	\$0	\$0	\$0	\$0	\$0	\$0	\$0
total:	\$3,350,000	\$1,758,750	\$1,829,100	\$1,829,100	\$1,829,100	\$1,829,100	\$9,075,150

sources of funding

State Gax Tax	\$1,758,750	\$1,829,100	\$1,829,100	\$1,829,100	\$1,829,100	\$1,829,100	\$9,075,150
Total	\$1,758,750	\$1,829,100	\$1,829,100	\$1,829,100	\$1,829,100	\$1,829,100	\$9,075,150

project description: Annual contribution to fund pavement and drainage repair/maintenance by City maintenance staff.

project justification: The Capital Maintenance element of the Integrated Capital Assets Plan (ICAP) was implemented in the Capital Improvement Program (CIP) beginning in 1994/95. Prior to 1998/99, this component was included in CIP No. 477.

Project Location: FMSC



City of Fremont, CA
 2023/24-2027/28 Capital Improvement Program
funded project description report
Street Tree 50/50

cip number:	PWC8873	program name:	Capital Maintenance
account number:		subprogram:	
		department:	Parks & Recreation

	previous	2023/24	2024/25	2025/26	2026/27	2027/28	five year total
project cost:	\$350,000	\$275,000	\$275,000	\$275,000	\$275,000	\$275,000	\$1,375,000
operating cost:	\$0	\$0	\$0	\$0	\$0	\$0	\$0
maintenance cost:	\$0	\$0	\$0	\$0	\$0	\$0	\$0
total:	\$350,000	\$275,000	\$275,000	\$275,000	\$275,000	\$275,000	\$1,375,000

sources of funding

Capital Improvement Fund (501)		\$275,000	\$275,000	\$275,000	\$275,000	\$275,000	\$1,375,000
Total		\$275,000	\$275,000	\$275,000	\$275,000	\$275,000	\$1,375,000

project description: PWC8873 - Continue on an annual basis, a capital program where the City participates in up to 50% of the costs of street tree removal and replacement on approved permits. The City will assist private property owners with up to 50% of the cost when the work is performed by City approved contractors. Program will also include a pruning permit program for street tree pruning. To accommodate pruning, a \$50,000 per year increase is included.

project justification: The proposed 50/50 program will provide relief to Fremont property owners in the maintenance of City street trees. Property owners have been 100% responsible for the cost of their own street tree (and sidewalk) removal and replacement since 2010, which has resulted in a steady decline in the maintenance of the City's urban forest.

Project Location: Citywide



City of Fremont, CA
 2023/24-2027/28 Capital Improvement Program
funded project description report
Traffic Signal Maintenance, City

cip number: PWC8595 program name: Capital Maintenance
 account number: subprogram:
department: Engineering

	previous	2023/24	2024/25	2025/26	2026/27	2027/28	five year total
project cost:	\$1,500,000	\$750,000	\$750,000	\$750,000	\$750,000	\$750,000	\$3,750,000
operating cost:	\$0	\$0	\$0	\$0	\$0	\$0	\$0
maintenance cost:	\$0	\$0	\$0	\$0	\$0	\$0	\$0
total:	\$1,500,000	\$750,000	\$750,000	\$750,000	\$750,000	\$750,000	\$3,750,000

sources of funding

State Gax Tax	\$750,000	\$750,000	\$750,000	\$750,000	\$750,000	\$750,000	\$3,750,000
Total	\$750,000	\$750,000	\$750,000	\$750,000	\$750,000	\$750,000	\$3,750,000

project description: Maintain City's traffic signals and related equipment throughout the City.
project justification: Maintenance of existing and new traffic signal system infrastructure.
Project Location: All City traffic signals throughout the City



City of Fremont, CA
2023/24-2027/28 Capital Improvement Program

funded project description report

Transformer Replacement Upgrade - Central Park Sports Lighting

cip number:	PWC9096	program name:	Capital Maintenance
account number:		subprogram:	
		department:	Parks & Recreation

	previous	2023/24	2024/25	2025/26	2026/27	2027/28	five year total
project cost:	\$0	\$506,000	\$0	\$0	\$0	\$0	\$506,000
operating cost:	\$0	\$0	\$0	\$0	\$0	\$0	\$0
maintenance cost:	\$0	\$0	\$0	\$0	\$0	\$0	\$0
total:	\$0	\$506,000	\$0	\$0	\$0	\$0	\$506,000

sources of funding

Capital Improvement Fund (501)		\$506,000	\$0	\$0	\$0	\$0	\$506,000
Total		\$506,000	\$0	\$0	\$0	\$0	\$506,000

project description: Replace degrading and damaged transformer - safety item per Public Works staff. We will also upgrade management lighting system for Fields 1 & 2. Additional upgrades to other lighting systems will be requested in future years. If not approved, significant loss of customer satisfaction from lack of night sports at softball complex as well as loss of revenue.

project justification: City Council Adopted Parks and Recreation Master Plan (Section: Capital Improvement Plan).

Project Location: 123 Washington Blvd.



City of Fremont, CA
 2023/24-2027/28 Capital Improvement Program
funded project description report
Bike & Ped Non Infrastructure (formerly Bike & Ped Misc)

cip number: PWC8541 program name: Transportation Improvements
 account number: subprogram:
department: Engineering

	previous	2023/24	2024/25	2025/26	2026/27	2027/28	five year total
project cost:	\$500,000	\$400,000	\$180,000	\$250,000	\$250,000	\$250,000	\$1,330,000
operating cost:	\$0	\$0	\$0	\$0	\$0	\$0	\$0
maintenance cost:	\$0	\$0	\$0	\$0	\$0	\$0	\$0
total:	\$500,000	\$400,000	\$180,000	\$250,000	\$250,000	\$250,000	\$1,330,000

sources of funding

ACTC Measure BB 2014 Bike & PED	\$400,000	\$180,000	\$250,000	\$250,000	\$250,000	\$250,000	\$1,330,000
Total	\$400,000	\$180,000	\$250,000	\$250,000	\$250,000	\$250,000	\$1,330,000

project description: Development of bicycle and pedestrian projects such as preparing grant applications; providing bicycle / pedestrian safety and education classes, and developing new bicycle map. Funding of miscellaneous bicycle and pedestrian projects.
project justification: Execution of Master Programs Funding Agreement between Alameda County Transportation Commission and City on 6/6/16 in the implementation of Measure B, Measure BB and VRF programs.
Project Location: Various locations citywide



City of Fremont, CA
2023/24-2027/28 Capital Improvement Program

funded project description report
Bike and Pedestrian Program (Staff Participation)

cip number:	PWC8875	program name:	Transportation Improvements
account number:		subprogram:	
		department:	Engineering

	previous	2023/24	2024/25	2025/26	2026/27	2027/28	five year total
project cost:	\$790,000	\$500,000	\$700,000	\$700,000	\$700,000	\$700,000	\$3,300,000
operating cost:	\$0	\$0	\$0	\$0	\$0	\$0	\$0
maintenance cost:	\$0	\$0	\$0	\$0	\$0	\$0	\$0
total:	\$790,000	\$500,000	\$700,000	\$700,000	\$700,000	\$700,000	\$3,300,000

sources of funding

State Gax Tax		\$500,000	\$700,000	\$700,000	\$700,000	\$700,000	\$3,300,000
Total		\$500,000	\$700,000	\$700,000	\$700,000	\$700,000	\$3,300,000

project description: This project will fund staff time for the design and installation of bicycle and pedestrian infrastructure improvements to support Bike/Pedestrian Master Plan and Vision Zero goals.

project justification: Staff resources are required to implement bicycle and pedestrian infrastructure improvements that promote and encourage biking and walking as safe, healthy, and sustainable alternate modes of transportation.

Project Location: Citywide



City of Fremont, CA
 2023/24-2027/28 Capital Improvement Program
funded project description report
Bikeway Improvements

cip number: PWC8874

program name: Transportation Improvements

account number:

subprogram:

department: Engineering

	previous	2023/24	2024/25	2025/26	2026/27	2027/28	five year total
project cost:	\$925,000	\$400,000	\$650,000	\$625,000	\$650,000	\$650,000	\$2,975,000
operating cost:	\$0	\$0	\$0	\$0	\$0	\$0	\$0
maintenance cost:	\$0	\$0	\$0	\$0	\$0	\$0	\$0
total:	\$925,000	\$400,000	\$650,000	\$625,000	\$650,000	\$650,000	\$2,975,000

sources of funding

ACTC Measure BB 2014 Bike & PED	\$400,000	\$650,000	\$625,000	\$650,000	\$650,000	\$650,000	\$2,975,000
Total	\$400,000	\$650,000	\$625,000	\$650,000	\$650,000	\$650,000	\$2,975,000

project description: Installation of Class 1 (path/trails), Class 2 (bike lanes) & Class 3 (bike routes) citywide per City's Bicycle & Pedestrian Master Plan & other documents.

project justification: Implementation of projects in Bike Master Plan that will create an all ages and abilities bicycle network that promotes bicycling as a safe and sustainable alternative mode of transportation.

Project Location: Various Locations Citywide



City of Fremont, CA
2023/24-2027/28 Capital Improvement Program

funded project description report
Measure BB Projects (City Staff Participation)

cip number: PWC8933 program name: Transportation Improvements
 account number: subprogram:
department: Engineering

	previous	2023/24	2024/25	2025/26	2026/27	2027/28	five year total
project cost:	\$2,100,000	\$1,290,000	\$1,390,000	\$1,540,000	\$1,540,000	\$1,540,000	\$7,300,000
operating cost:	\$0	\$0	\$0	\$0	\$0	\$0	\$0
maintenance cost:	\$0	\$0	\$0	\$0	\$0	\$0	\$0
total:	\$2,100,000	\$1,290,000	\$1,390,000	\$1,540,000	\$1,540,000	\$1,540,000	\$7,300,000

sources of funding

ACTC Measure BB (Local Streets and Roads)	\$140,000	\$140,000	\$140,000	\$140,000	\$140,000	\$140,000	\$700,000
State Gax Tax	\$1,150,000	\$1,250,000	\$1,400,000	\$1,400,000	\$1,400,000	\$1,400,000	\$6,600,000
Total	\$1,290,000	\$1,390,000	\$1,540,000	\$1,540,000	\$1,540,000	\$1,540,000	\$7,300,000

project description: City staff will be working on a number of projects funded through Measure BB. This project will fund the portion of staff time that Measure BB does not cover.

project justification: This funding is needed in order to cover the remainder of staff costs on Measure BB projects.

Project Location:



City of Fremont, CA
 2023/24-2027/28 Capital Improvement Program
funded project description report
Paseo Padre Safe Street Improvements

cip number: PWC9092

program name: Transportation Improvements

account number:

subprogram:

department: Engineering

	previous	2023/24	2024/25	2025/26	2026/27	2027/28	five year total
project cost:	\$0	\$2,525,000	\$1,400,000	\$1,400,000	\$0	\$0	\$5,325,000
operating cost:	\$0	\$0	\$0	\$0	\$0	\$0	\$0
maintenance cost:	\$0	\$0	\$0	\$0	\$0	\$0	\$0
total:	\$0	\$2,525,000	\$1,400,000	\$1,400,000	\$0	\$0	\$5,325,000

sources of funding

ACTC Measure BB (Local Streets and Roads)	\$225,000	\$0	\$0	\$0	\$0	\$0	\$225,000
State Gas Tax 2017- Sec 2030	\$2,000,000	\$1,400,000	\$1,400,000	\$0	\$0	\$0	\$4,800,000
ACTC Measure BB 2014 Bike & PED	\$300,000	\$0	\$0	\$0	\$0	\$0	\$300,000
Total	\$2,525,000	\$1,400,000	\$1,400,000	\$0	\$0	\$0	\$5,325,000

project description: Intersection improvements at Covington Drive and Olive Avenue that include pedestrian and bicycle safety elements and landscape features.

project justification: This section of Paseo Padre Parkway experiences high vehicle operating speeds that is not suitable for the adjacent land uses and roadway design, which has resulted in severe injury and fatal collisions. The roadway also has a need for enhanced pedestrian crossing improvements at various intersections and improvements to address the gap in bicycle infrastructure.

Project Location: Paseo Padre Parkway between Dorne Place and Olive Avenue



City of Fremont, CA
 2023/24-2027/28 Capital Improvement Program
funded project description report
Pedestrian Improvements

cip number: PWC8944

program name: Transportation Improvements

account number:

subprogram:

department: Engineering

	previous	2023/24	2024/25	2025/26	2026/27	2027/28	five year total
project cost:	\$1,100,000	\$400,000	\$650,000	\$625,000	\$650,000	\$650,000	\$2,975,000
operating cost:	\$0	\$0	\$0	\$0	\$0	\$0	\$0
maintenance cost:	\$0	\$0	\$0	\$0	\$0	\$0	\$0
total:	\$1,100,000	\$400,000	\$650,000	\$625,000	\$650,000	\$650,000	\$2,975,000

sources of funding

ACTC Measure BB 2014 Bike & PED	\$400,000	\$650,000	\$625,000	\$650,000	\$650,000	\$2,975,000
Total	\$400,000	\$650,000	\$625,000	\$650,000	\$650,000	\$2,975,000

project description: Implement pedestrian facility improvements citywide to improve safety, access and convenience in conformance to City Planning Documents and support Vision Zero goals.

project justification: Execution of Master Programs Funding Agreement between Alameda County Transportation Commission and City on 6/6/16 in the implementation of Measure B, Measure BB and VRF programs.

Project Location: Various locations citywide



City of Fremont, CA
 2023/24-2027/28 Capital Improvement Program
funded project description report
Regional Projects Funding Match

cip number: PWC9041 program name: Transportation Improvements
 account number: subprogram:
department: Engineering

	previous	2023/24	2024/25	2025/26	2026/27	2027/28	five year total
project cost:	\$3,000,000	\$2,050,000	\$1,100,000	\$850,000	\$800,000	\$800,000	\$5,600,000
operating cost:	\$0	\$0	\$0	\$0	\$0	\$0	\$0
maintenance cost:	\$0	\$0	\$0	\$0	\$0	\$0	\$0
total:	\$3,000,000	\$2,050,000	\$1,100,000	\$850,000	\$800,000	\$800,000	\$5,600,000

sources of funding

ACTC Measure BB (Local Streets and Roads)	\$1,100,000	\$0	\$850,000	\$800,000	\$800,000	\$3,550,000
State Gax Tax	\$450,000	\$1,100,000	\$0	\$0	\$0	\$1,550,000
Traffic Impact Fee	\$500,000	\$0	\$0	\$0	\$0	\$500,000
Total	\$2,050,000	\$1,100,000	\$850,000	\$800,000	\$800,000	\$5,600,000

project description: Project will provide the needed local match for Alameda CTC funding on regional capital projects.

project justification: Alameda CTC funding requires local agencies to provide a match. This project will provide the needed funding for the local match.

Project Location: Various locations in the City



City of Fremont, CA
 2023/24-2027/28 Capital Improvement Program
funded project description report
Traffic Improvement Program

cip number: PWC7953 program name: Transportation Improvements
 account number: subprogram:
department: Engineering

	previous	2023/24	2024/25	2025/26	2026/27	2027/28	five year total
project cost:	\$1,000,000	\$650,000	\$1,800,000	\$825,000	\$825,000	\$825,000	\$4,925,000
operating cost:	\$0	\$0	\$0	\$0	\$0	\$0	\$0
maintenance cost:	\$0	\$0	\$0	\$0	\$0	\$0	\$0
total:	\$1,000,000	\$650,000	\$1,800,000	\$825,000	\$825,000	\$825,000	\$4,925,000

sources of funding

ACTC Measure BB (Local Streets and Roads)	\$100,000	\$500,000	\$0	\$0	\$0	\$600,000
New Vehicle Registration Fee SB83 (Measure F)	\$200,000	\$500,000	\$0	\$0	\$0	\$700,000
Traffic Impact Fee	\$350,000	\$800,000	\$825,000	\$825,000	\$825,000	\$3,625,000
Total	\$650,000	\$1,800,000	\$825,000	\$825,000	\$825,000	\$4,925,000

project description: Fund new traffic signals from the traffic signal priority list, signal modifications, perform warrant studies, preparation of the signal priority list, and other improvements to the City's transportation system.

project justification: Improvements to the City's transportation system and protect the City from liability.

Project Location: Various Locations in the City



City of Fremont, CA
 2023/24-2027/28 Capital Improvement Program
funded project description report
Traffic Service Operations

cip number: PWC8573 program name: Transportation Improvements
 account number: subprogram:
department: Engineering

	previous	2023/24	2024/25	2025/26	2026/27	2027/28	five year total
project cost:	\$600,000	\$300,000	\$300,000	\$300,000	\$300,000	\$300,000	\$1,500,000
operating cost:	\$0	\$0	\$0	\$0	\$0	\$0	\$0
maintenance cost:	\$0	\$0	\$0	\$0	\$0	\$0	\$0
total:	\$600,000	\$300,000	\$300,000	\$300,000	\$300,000	\$300,000	\$1,500,000

sources of funding

State Gax Tax	\$300,000	\$300,000	\$300,000	\$300,000	\$300,000	\$300,000	\$1,500,000
Total	\$300,000	\$300,000	\$300,000	\$300,000	\$300,000	\$300,000	\$1,500,000

project description: This projects funds a portion of staff time in Transportation Engineering for processing and researching traffic service requests.
project justification: This proposal replaces a portion of the General Fund money typically allocated for these requests.
Project Location: Various locations citywide



City of Fremont, CA
2023/24-2027/28 Capital Improvement Program

funded project description report
Traffic Signal System Upgrade & Modernization

cip number: PWC8931 program name: Transportation Improvements
 account number: subprogram:
department: Engineering

	previous	2023/24	2024/25	2025/26	2026/27	2027/28	five year total
project cost:	\$1,300,000	\$450,000	\$0	\$600,000	\$650,000	\$650,000	\$2,350,000
operating cost:	\$0	\$0	\$0	\$0	\$0	\$0	\$0
maintenance cost:	\$0	\$0	\$0	\$0	\$0	\$0	\$0
total:	\$1,300,000	\$450,000	\$0	\$600,000	\$650,000	\$650,000	\$2,350,000

sources of funding

State Gax Tax	\$0	\$0	\$600,000	\$650,000	\$650,000	\$1,900,000
Traffic Impact Fee	\$450,000	\$0	\$0	\$0	\$0	\$450,000
Total	\$450,000	\$0	\$600,000	\$650,000	\$650,000	\$2,350,000

project description: This project will upgrade and modernize the City's traffic signal system by replacing essential components of the traffic signal infrastructure with the latest innovative technology, which includes, but is not limited to, signal cabinets, controllers, battery backup units, detection equipment, and communication switches. This project will also modernize the Traffic Management Center (TMC) and provide an enhanced signal communications system by expanding the fiber optic network and implementing new wireless communications technology.

project justification: Upgrading and modernizing essential components of the traffic signal infrastructure will optimize the efficiency of the traffic signal system.

Project Location: Citywide



City of Fremont, CA
 2023/24-2027/28 Capital Improvement Program
funded project description report
Azevada Neighborhood Park Play Area Upgrades

cip number: PWC9053 program name: Parks & Recreation
 account number: subprogram:
department: Parks & Recreation

	previous	2023/24	2024/25	2025/26	2026/27	2027/28	five year total
project cost:	\$600,000	\$94,000	\$0	\$0	\$0	\$0	\$94,000
operating cost:	\$0	\$0	\$0	\$0	\$0	\$0	\$0
maintenance cost:	\$0	\$0	\$0	\$0	\$0	\$0	\$0
total:	\$600,000	\$94,000	\$0	\$0	\$0	\$0	\$94,000

sources of funding

Park Dedication		\$94,000	\$0	\$0	\$0	\$0	\$94,000
Fees - (renovation)							
Fund 541-R							
Total		\$94,000	\$0	\$0	\$0	\$0	\$94,000

project description: Upgrade existing play structures to meet current standards and expand usage to all age groups.

project justification: ADA access and expand use to all age groups.

Project Location: Azavada Neighborhood Park



City of Fremont, CA
 2023/24-2027/28 Capital Improvement Program
funded project description report
Booster Park Play Area Upgrades

cip number: PWC9051

program name: Parks & Recreation

account number:

subprogram:

department: Parks & Recreation

	previous	2023/24	2024/25	2025/26	2026/27	2027/28	five year total
project cost:	\$860,000	\$57,000	\$0	\$0	\$0	\$0	\$57,000
operating cost:	\$0	\$0	\$0	\$0	\$0	\$0	\$0
maintenance cost:	\$0	\$0	\$0	\$0	\$0	\$0	\$0
total:	\$860,000	\$57,000	\$0	\$0	\$0	\$0	\$57,000

sources of funding

Park Dedication Fees - (renovation) Fund 541-R	\$57,000	\$0	\$0	\$0	\$0	\$0	\$57,000
Total	\$57,000	\$0	\$0	\$0	\$0	\$0	\$57,000

project description: Upgrade existing play structures to meet current standards and expand usage to all age groups.

project justification: ADA access and expand use to all age groups.

Project Location: Booster Park



City of Fremont, CA
 2023/24-2027/28 Capital Improvement Program
funded project description report
Buena Vista Play Area Upgrades

cip number: PWC9052 program name: Parks & Recreation
 account number: subprogram:
department: Parks & Recreation

	previous	2023/24	2024/25	2025/26	2026/27	2027/28	five year total
project cost:	\$550,000	\$31,000	\$0	\$0	\$0	\$0	\$31,000
operating cost:	\$0	\$0	\$0	\$0	\$0	\$0	\$0
maintenance cost:	\$0	\$0	\$0	\$0	\$0	\$0	\$0
total:	\$550,000	\$31,000	\$0	\$0	\$0	\$0	\$31,000

sources of funding

Park Dedication Fees - (renovation) Fund 541-R	\$31,000	\$0	\$0	\$0	\$0	\$0	\$31,000
Total	\$31,000	\$0	\$0	\$0	\$0	\$0	\$31,000

project description: Upgrade existing play structures to meet current standards and expand usage to all age groups.
project justification: ADA access and expand use to all age groups.
Project Location: Buena Vista Neighborhood Park



City of Fremont, CA
 2023/24-2027/28 Capital Improvement Program
funded project description report
California Nursery Development

cip number: PWC8837

program name: Parks & Recreation

account number:

subprogram:

department: Parks & Recreation

	previous	2023/24	2024/25	2025/26	2026/27	2027/28	five year total
project cost:	\$4,000,000	\$1,000,000	\$1,000,000	\$0	\$0	\$1,000,000	\$3,000,000
operating cost:	\$0	\$0	\$0	\$0	\$0	\$0	\$0
maintenance cost:	\$0	\$0	\$0	\$0	\$0	\$0	\$0
total:	\$4,000,000	\$1,000,000	\$1,000,000	\$0	\$0	\$1,000,000	\$3,000,000

sources of funding

Park Facility Impact Fee (after July 1995) Fund 540	\$1,000,000	\$1,000,000	\$0	\$0	\$1,000,000	\$3,000,000
Total	\$1,000,000	\$1,000,000	\$0	\$0	\$1,000,000	\$3,000,000

project description: Implement projects consistent with adopted Master Plan for the California Nursery Historical Park. Begin projects to enhance revenue, preserve historic resources, and promote the site history to the community. Specific projects include entry plaza & new rose garden, Boxed Tree Forest improvements, and restroom/storage auxiliary building.

project justification: Multiple phases of work have already been completed.

Project Location: California Nursery Historic Park



City of Fremont, CA
 2023/24-2027/28 Capital Improvement Program
funded project description report
Centerville Community Park

cip number: PWC8392

program name: Parks & Recreation

account number:

subprogram:

department: Parks & Recreation

	previous	2023/24	2024/25	2025/26	2026/27	2027/28	five year total
project cost:	\$4,200,000	\$881,360	\$0	\$0	\$0	\$0	\$881,360
operating cost:	\$0	\$0	\$0	\$0	\$0	\$0	\$0
maintenance cost:	\$0	\$0	\$0	\$0	\$0	\$0	\$0
total:	\$4,200,000	\$881,360	\$0	\$0	\$0	\$0	\$881,360

sources of funding

Park Facility Impact Fee (after July 1995) Fund 540		\$881,360	\$0	\$0	\$0	\$0	\$881,360
Total		\$881,360	\$0	\$0	\$0	\$0	\$881,360

project description: The project provided funding to develop 9.88 acres of Centerville Community Park to citywide park standards.

project justification: Additional funding will allow the project to be funded at an adequate level and address escalation in construction cost over the past 10 years since project inception.

Project Location: Centerville Community Park



City of Fremont, CA
 2023/24-2027/28 Capital Improvement Program
funded project description report
Centerville Community Park Play Area Upgrades

cip number: PWC9056 program name: Parks & Recreation
 account number: subprogram:
department: Parks & Recreation

	previous	2023/24	2024/25	2025/26	2026/27	2027/28	five year total
project cost:	\$575,000	\$71,000	\$0	\$0	\$0	\$0	\$71,000
operating cost:	\$0	\$0	\$0	\$0	\$0	\$0	\$0
maintenance cost:	\$0	\$0	\$0	\$0	\$0	\$0	\$0
total:	\$575,000	\$71,000	\$0	\$0	\$0	\$0	\$71,000

sources of funding

Park Dedication Fees - (renovation) Fund 541-R	\$71,000	\$0	\$0	\$0	\$0	\$0	\$71,000
Total	\$71,000	\$0	\$0	\$0	\$0	\$0	\$71,000

project description: Upgrade existing play structures to meet current standards and expand usage to all age groups.
project justification: ADA access and expand use to all age groups.
Project Location: Centerville Community Park



City of Fremont, CA
2023/24-2027/28 Capital Improvement Program

funded project description report
Central Park All Inclusive Exercise Equipment

cip number:	PWC9000	program name:	Parks & Recreation
account number:	PWC 9000	subprogram:	
		department:	Parks & Recreation

	previous	2023/24	2024/25	2025/26	2026/27	2027/28	five year total
project cost:	\$0	\$347,000	\$0	\$0	\$0	\$0	\$347,000
operating cost:	\$0	\$0	\$0	\$0	\$0	\$0	\$0
maintenance cost:	\$0	\$0	\$0	\$0	\$0	\$0	\$0
total:	\$0	\$347,000	\$0	\$0	\$0	\$0	\$347,000

sources of funding

Park Facility Impact Fee (after July 1995) Fund 540		\$347,000	\$0	\$0	\$0	\$0	\$347,000
Total		\$347,000	\$0	\$0	\$0	\$0	\$347,000

project description: Develop new adult exercise area at the North Meadow of Central Park. Area to include safety surfacing, eight (8) equipment stations, drinking water refill station, and shade structure. Edge of fitness area is planted with shrubs and lawn.

project justification: State of the art fitness facility for all age groups and skill levels.

Project Location: Central Park near North Meadow



City of Fremont, CA
 2023/24-2027/28 Capital Improvement Program
funded project description report
Central Park: Cricket Field Shade Cloth

cip number: PWC9001 program name: Parks & Recreation
 account number: subprogram:
department: Parks & Recreation

	previous	2023/24	2024/25	2025/26	2026/27	2027/28	five year total
project cost:	\$31,000	\$13,000	\$0	\$0	\$0	\$0	\$13,000
operating cost:	\$0	\$0	\$0	\$0	\$0	\$0	\$0
maintenance cost:	\$0	\$0	\$0	\$0	\$0	\$0	\$0
total:	\$31,000	\$13,000	\$0	\$0	\$0	\$0	\$13,000

sources of funding

Park Facility Impact Fee (after July 1995) Fund 540	\$13,000	\$0	\$0	\$0	\$0	\$0	\$13,000
Total	\$13,000	\$0	\$0	\$0	\$0	\$0	\$13,000

project description: Install two (2) independent shade cloth structures over the bleacher areas.

project justification: Enhance facility to promote revenue generation.

Project Location: Central Park - Field 9 and 10



City of Fremont, CA
 2023/24-2027/28 Capital Improvement Program
funded project description report
Central Park North Lakeside Development

cip number: PWC9002

program name: Parks & Recreation

account number:

subprogram:

department: Parks & Recreation

	previous	2023/24	2024/25	2025/26	2026/27	2027/28	five year total
project cost:	\$0	\$1,000,000	\$1,000,000	\$0	\$0	\$0	\$2,000,000
operating cost:	\$0	\$0	\$0	\$0	\$0	\$0	\$0
maintenance cost:	\$0	\$0	\$0	\$0	\$0	\$0	\$0
total:	\$0	\$1,000,000	\$1,000,000	\$0	\$0	\$0	\$2,000,000

sources of funding

Park Facility Impact Fee (after July 1995) Fund 540	\$1,000,000	\$1,000,000	\$0	\$0	\$0	\$2,000,000
Total	\$1,000,000	\$1,000,000	\$0	\$0	\$0	\$2,000,000

project description: This project will begin the development of the 35 acre North Meadow at Central Park. This area will be dominated by passive recreation uses, and a new Community Center.

project justification: Significant areas of Central Park remain undeveloped. Central Park is Fremont's most popular and heavily used park. This area of the park is also planned to have a new Community Center.

Project Location: Central Park, North Meadow



City of Fremont, CA
 2023/24-2027/28 Capital Improvement Program
funded project description report
Central Park Path: FCC to Lions Picnic Area

cip number: PWC9028

program name: Parks & Recreation

account number:

subprogram:

department: Parks & Recreation

	previous	2023/24	2024/25	2025/26	2026/27	2027/28	five year total
project cost:	\$0	\$8,800	\$0	\$0	\$0	\$0	\$8,800
operating cost:	\$0	\$0	\$0	\$0	\$0	\$0	\$0
maintenance cost:	\$0	\$0	\$0	\$0	\$0	\$0	\$0
total:	\$0	\$8,800	\$0	\$0	\$0	\$0	\$8,800

sources of funding

Park Facility Impact Fee (after July 1995) Fund 540		\$8,800	\$0	\$0	\$0	\$0	\$8,800
Total		\$8,800	\$0	\$0	\$0	\$0	\$8,800

project description: ADA compliant six (6) foot sidewalk to convey people from existing sidewalk at FCC to the Lions Picnic Area.

project justification: Revenue generation due to adjacent Band Pavilion.

Project Location: Central Park along the FCC and Lions Picnic Area



City of Fremont, CA
 2023/24-2027/28 Capital Improvement Program
funded project description report
Central Park Path North Meadow

cip number: PWC9003

program name: Parks & Recreation

account number:

subprogram:

department: Parks & Recreation

	previous	2023/24	2024/25	2025/26	2026/27	2027/28	five year total
project cost:	\$250,000	\$85,000	\$0	\$0	\$0	\$0	\$85,000
operating cost:	\$0	\$0	\$0	\$0	\$0	\$0	\$0
maintenance cost:	\$0	\$0	\$0	\$0	\$0	\$0	\$0
total:	\$250,000	\$85,000	\$0	\$0	\$0	\$0	\$85,000

sources of funding

Park Facility Impact Fee (after July 1995) Fund 540		\$85,000	\$0	\$0	\$0	\$0	\$85,000
Total		\$85,000	\$0	\$0	\$0	\$0	\$85,000

project description: Renovate dirt and aggregate pathways to a 10 to 12 foot wide new concrete path from the east side of the existing softball complex, southwest to the lake pathway, and along the south edge of the softball complex and dog park, connecting to the parking lot adjacent to the animal shelter parking lot.

project justification: Improve pedestrian access and connections to various park facilities along developed pathways.

Project Location: Central Park at the softball complex



City of Fremont, CA
2023/24-2027/28 Capital Improvement Program

funded project description report

Central Park Path: Senior Center to Lions Picnic Area and FCC

cip number: PWC9004 program name: Parks & Recreation
 account number: subprogram:
department: Parks & Recreation

	previous	2023/24	2024/25	2025/26	2026/27	2027/28	five year total
project cost:	\$262,000	\$72,002	\$0	\$0	\$0	\$0	\$72,002
operating cost:	\$0	\$0	\$0	\$0	\$0	\$0	\$0
maintenance cost:	\$0	\$0	\$0	\$0	\$0	\$0	\$0
total:	\$262,000	\$72,002	\$0	\$0	\$0	\$0	\$72,002

sources of funding

Park Facility Impact Fee (through July 1995) Fund 533		\$72,002	\$0	\$0	\$0	\$0	\$72,002
Total		\$72,002	\$0	\$0	\$0	\$0	\$72,002

project description: ADA compliant six (6) foot sidewalk to convey people along the back of parking lot at the senior center, connecting to the existing sidewalk from the FCC to the Lions Picnic Area and to the band pavilion lawn area.

project justification: Improve access.

Project Location: Central Park along the parking lot edge at the Senior Center to Lions picnic area



City of Fremont, CA
 2023/24-2027/28 Capital Improvement Program
funded project description report
Central Park Trail/Loop Parking Lot

cip number: PWC8872

program name: Parks & Recreation

account number:

subprogram:

department: Parks & Recreation

	previous	2023/24	2024/25	2025/26	2026/27	2027/28	five year total
project cost:	\$214,000	(\$650,000)	\$0	\$0	\$0	\$0	(\$650,000)
operating cost:	\$0	\$0	\$0	\$0	\$0	\$0	\$0
maintenance cost:	\$0	\$0	\$0	\$0	\$0	\$0	\$0
total:	\$214,000	(\$650,000)	\$0	\$0	\$0	\$0	(\$650,000)

sources of funding

Park Facility Impact Fee (after July 1995) Fund 540		(\$650,000)	\$0	\$0	\$0	\$0	(\$650,000)
Total		(\$650,000)	\$0	\$0	\$0	\$0	(\$650,000)

project description: Parking lot road to be relocated between Nature Learning Center and new corporate picnic area. Parking for approximately 80 cars. Bifurcate the parking so there is a grouping of 40 on each side of the bisect, with pathways leading into the park toward the Sabercat play area. Include trail connection from Paseo Padre Parkway to the Lake Elizabeth path.

project justification: Increased use at Central Park due to the Water Park and skate park popularity, future expansion of the water park and inclusion of a large picnic area, increasing park use due to festivals.

Project Location: Undeveloped land north of the water park and skate park.



City of Fremont, CA
2023/24-2027/28 Capital Improvement Program

funded project description report
Contingency - Project Cost and Scope Parks Funds

cip number: PWC8101 program name: Parks & Recreation
 account number: subprogram:
department: Parks & Recreation

	previous	2023/24	2024/25	2025/26	2026/27	2027/28	five year total
project cost:	\$300,000	\$100,000	\$100,000	\$0	\$0	\$0	\$200,000
operating cost:	\$0	\$0	\$0	\$0	\$0	\$0	\$0
maintenance cost:	\$0	\$0	\$0	\$0	\$0	\$0	\$0
total:	\$300,000	\$100,000	\$100,000	\$0	\$0	\$0	\$200,000

sources of funding

Park Facility Impact Fee (after July 1995) Fund 540	\$100,000	\$100,000	\$0	\$0	\$0	\$200,000
Total	\$100,000	\$100,000	\$0	\$0	\$0	\$200,000

project description: Contingency accounts for cost and scope increases in park projects.

project justification: This provides funds for projects with unforeseen cost increases due to change of scope and/or other cost increases.

Project Location: N/A



City of Fremont, CA
2023/24-2027/28 Capital Improvement Program

funded project description report

Hetch Hetchy Bike and Pedestrian Trail at Warm Springs or Irvington

cip number:	PWC9066	program name:	Parks & Recreation
account number:		subprogram:	
		department:	Parks & Recreation

	previous	2023/24	2024/25	2025/26	2026/27	2027/28	five year total
project cost:	\$1,900,000	\$0	\$0	\$0	\$1,000,000	\$1,000,000	\$2,000,000
operating cost:	\$0	\$0	\$0	\$0	\$0	\$0	\$0
maintenance cost:	\$0	\$0	\$0	\$0	\$0	\$0	\$0
total:	\$1,900,000	\$0	\$0	\$0	\$1,000,000	\$1,000,000	\$2,000,000

sources of funding

Park Facility Impact Fee (after July 1995) Fund 540		\$0	\$0	\$0	\$1,000,000	\$1,000,000	\$2,000,000
Total		\$0	\$0	\$0	\$1,000,000	\$1,000,000	\$2,000,000

project description: Build a Class 1 bike path along the Hetch Hetchy easement that runs within Community and Neighborhood Parks. First year funding is for easement negotiations and design.

project justification: Improves pedestrian and bike traffic and circulation through the City. Addresses bike path spur proposals within the bike circulation plan.

Project Location: Warm Springs District or Irvington District



City of Fremont, CA
 2023/24-2027/28 Capital Improvement Program
funded project description report
Niles Fishing Dock #3 Replacement

cip number: PWC9010

program name: Parks & Recreation

account number:

subprogram:

department: Parks & Recreation

	previous	2023/24	2024/25	2025/26	2026/27	2027/28	five year total
project cost:	\$80,000	\$182,000	\$0	\$0	\$0	\$0	\$182,000
operating cost:	\$0	\$0	\$0	\$0	\$0	\$0	\$0
maintenance cost:	\$0	\$0	\$0	\$0	\$0	\$0	\$0
total:	\$80,000	\$182,000	\$0	\$0	\$0	\$0	\$182,000

sources of funding

Park Dedication Fees - (renovation) Fund 541-R	\$182,000	\$0	\$0	\$0	\$0	\$0	\$182,000
Total	\$182,000	\$0	\$0	\$0	\$0	\$0	\$182,000

project description: Install 216x20 aluminum floating dock, 40LF gangway and aluminum guardrail for Dock #3. Scope of work to include possible demolition of existing concrete abutment, installation of new abutment to accept new hinge point and hardware, installation of galvanized steel fencing, stiff arm and cable anchors, and temporary construction fencing.

project justification: Repair and replacement of existing structures.

Project Location: Niles Community Park



City of Fremont, CA
 2023/24-2027/28 Capital Improvement Program
funded project description report
Northgate Community Park Closed Roof Arbor

cip number: PWC9060 program name: Parks & Recreation
 account number: subprogram:
department: Parks & Recreation

	previous	2023/24	2024/25	2025/26	2026/27	2027/28	five year total
project cost:	\$280,000	\$109,000	\$0	\$0	\$0	\$0	\$109,000
operating cost:	\$0	\$0	\$0	\$0	\$0	\$0	\$0
maintenance cost:	\$0	\$0	\$0	\$0	\$0	\$0	\$0
total:	\$280,000	\$109,000	\$0	\$0	\$0	\$0	\$109,000

sources of funding

Park Facility Impact Fee (after July 1995) Fund 540		\$109,000	\$0	\$0	\$0	\$0	\$109,000
Total		\$109,000	\$0	\$0	\$0	\$0	\$109,000

project description: Create a covered outdoor meeting space, adjacent to the existing structures, to expand the indoor/outdoor space for tot and other programs.

project justification: Revenue generation

Project Location: Northgate Community Park



City of Fremont, CA
 2023/24-2027/28 Capital Improvement Program
funded project description report
Palm Avenue Community Park

cip number: PWC8813 program name: Parks & Recreation
 account number: subprogram:
department: Parks & Recreation

	previous	2023/24	2024/25	2025/26	2026/27	2027/28	five year total
project cost:	\$8,350,000	\$2,400,000	\$800,000	\$0	\$0	\$0	\$3,200,000
operating cost:	\$0	\$0	\$0	\$0	\$0	\$0	\$0
maintenance cost:	\$0	\$0	\$0	\$0	\$0	\$0	\$0
total:	\$8,350,000	\$2,400,000	\$800,000	\$0	\$0	\$0	\$3,200,000

sources of funding

Park Facility Impact Fee (after July 1995) Fund 540	\$2,400,000	\$800,000	\$0	\$0	\$0	\$3,200,000
Total	\$2,400,000	\$800,000	\$0	\$0	\$0	\$3,200,000

project description: 12.1 acres of new community park.
project justification: Develop a new community park per park category development guidelines.
Project Location: Palm Ave. and Interstate 680



City of Fremont, CA
 2023/24-2027/28 Capital Improvement Program
funded project description report
Patterson Ranch Dog Park

cip number: PWC9088

program name: Parks & Recreation

account number:

subprogram:

department: Parks & Recreation

	previous	2023/24	2024/25	2025/26	2026/27	2027/28	five year total
project cost:	\$0	\$660,000	\$0	\$0	\$0	\$0	\$660,000
operating cost:	\$0	\$0	\$0	\$0	\$0	\$0	\$0
maintenance cost:	\$0	\$0	\$0	\$0	\$0	\$0	\$0
total:	\$0	\$660,000	\$0	\$0	\$0	\$0	\$660,000

sources of funding

Park Facility Impact Fee (after July 1995) Fund 540		\$660,000	\$0	\$0	\$0	\$0	\$660,000
Total		\$660,000	\$0	\$0	\$0	\$0	\$660,000

project description: Upgrade existing picnic areas with new shade structures and accessible paths.

project justification: Activate park parcel with new dog park facilities.

Project Location: Park Parcel at Patterson Ranch



City of Fremont, CA
 2023/24-2027/28 Capital Improvement Program
funded project description report
Pickleball Complex at Central Park

cip number: PWC9091

program name: Parks & Recreation

account number:

subprogram:

department: Parks & Recreation

	previous	2023/24	2024/25	2025/26	2026/27	2027/28	five year total
project cost:	\$0	\$0	\$0	\$200,000	\$0	\$0	\$200,000
operating cost:	\$0	\$0	\$0	\$0	\$0	\$0	\$0
maintenance cost:	\$0	\$0	\$0	\$0	\$0	\$0	\$0
total:	\$0	\$0	\$0	\$200,000	\$0	\$0	\$200,000

sources of funding

Park Facility Impact Fee (after July 1995) Fund 540		\$0	\$0	\$200,000	\$0	\$0	\$200,000
Total		\$0	\$0	\$200,000	\$0	\$0	\$200,000

project description: Develop preliminary design for new pickleball complex at Central Park.

project justification: Begin the design process of a new recreational to competition level pickleball facility at Central Park.

Project Location: Central Park



City of Fremont, CA
 2023/24-2027/28 Capital Improvement Program
funded project description report
Rix Park Expansion

cip number: PWC9012 program name: Parks & Recreation
 account number: subprogram:
department: Parks & Recreation

	previous	2023/24	2024/25	2025/26	2026/27	2027/28	five year total
project cost:	\$86,000	\$245,000	\$1,000,000	\$2,500,000	\$1,000,000	\$0	\$4,745,000
operating cost:	\$0	\$0	\$0	\$0	\$0	\$0	\$0
maintenance cost:	\$0	\$0	\$0	\$0	\$0	\$0	\$0
total:	\$86,000	\$245,000	\$1,000,000	\$2,500,000	\$1,000,000	\$0	\$4,745,000

sources of funding

Park Dedication Fees - (renovation) Fund 541-R	\$245,000	\$0	\$0	\$0	\$0	\$0	\$245,000
Park Facility Impact Fee (after July 1995) Fund 540	\$0	\$1,000,000	\$2,500,000	\$1,000,000	\$0	\$0	\$4,500,000
Total	\$245,000	\$1,000,000	\$2,500,000	\$1,000,000	\$0	\$0	\$4,745,000

project description: Provide concrete pathways throughout the park to replace undeveloped dirt and aggregate pathways currently used for circulation; add picnic areas at three (3) locations; improve the irrigation system and re-establish the lawn areas; install curb cut/maintenance access; and renovate picnic area.

project justification: Heavy circulation patterns exist along dirt and aggregate pathways, but are not accessible. The only accessible feature is the newly renovated playground (2010). The irrigation control system was upgraded in 2012 with Calsense controllers installed at two (2) locations. Improve the facility for the users.

Project Location: Rix Neighborhood Park, off Everglades Park Drive



City of Fremont, CA
2023/24-2027/28 Capital Improvement Program

funded project description report

Vallejo Mills Park Conversion - Dog Park, Pickleball with Lights

cip number:	PWC9090	program name:	Parks & Recreation
account number:		subprogram:	
		department:	Parks & Recreation

	previous	2023/24	2024/25	2025/26	2026/27	2027/28	five year total
project cost:	\$0	\$1,507,000	\$0	\$0	\$0	\$0	\$1,507,000
operating cost:	\$0	\$0	\$0	\$0	\$0	\$0	\$0
maintenance cost:	\$0	\$0	\$0	\$0	\$0	\$0	\$0
total:	\$0	\$1,507,000	\$0	\$0	\$0	\$0	\$1,507,000

sources of funding

Park Facility Impact Fee (after July 1995) Fund 540		\$1,507,000	\$0	\$0	\$0	\$0	\$1,507,000
Total		\$1,507,000	\$0	\$0	\$0	\$0	\$1,507,000

project description: Construct dog park and lighted pickleball courts.

project justification: Activate park with additional amenities identified as priorities in the Parks Master Plan.

Project Location: Vallejo Mills Historical Park



City of Fremont, CA
 2023/24-2027/28 Capital Improvement Program
funded project description report
Age Well Center Development Agreement Reimbursement Payment

cip number:	535-53900	program name:	General Government
account number:		subprogram:	
		department:	Finance

	previous	2023/24	2024/25	2025/26	2026/27	2027/28	five year total
project cost:	\$0	\$2,000,000	\$2,000,000	\$2,000,000	\$2,000,000	\$2,000,000	\$10,000,000
operating cost:	\$0	\$0	\$0	\$0	\$0	\$0	\$0
maintenance cost:	\$0	\$0	\$0	\$0	\$0	\$0	\$0
total:	\$0	\$2,000,000	\$2,000,000	\$2,000,000	\$2,000,000	\$2,000,000	\$10,000,000

sources of funding

Capital Facilities		\$2,000,000	\$2,000,000	\$2,000,000	\$2,000,000	\$2,000,000	\$10,000,000
Impact Fees							
Total		\$2,000,000	\$2,000,000	\$2,000,000	\$2,000,000	\$2,000,000	\$10,000,000

project description: Under the terms of the Development Agreement by and between the City and East Warren Park, LLC, dated March 31, 2016 (the “DA”), the City shall reimburse the unpaid balance of the Public Facility Costs by making annual reimbursement payments on each September 1 following the City’s acceptance of dedication of the Community Center Parcel and Public Community Center as defined in the DA (the “Age Well Center”). The Age Well Center was accepted by the City on September 23, 2021.

project justification: The DA specifies that the annual reimbursement payments will be made from the City’s Capital Facilities Fee Fund.

Project Location: Age Well Center at South Fremont



City of Fremont, CA
2023/24-2027/28 Capital Improvement Program

funded project description report
Cost and Scope Contingency - Traffic Impact Fee

cip number: PWC8101 program name: General Government
 account number: subprogram:
department: Engineering

	previous	2023/24	2024/25	2025/26	2026/27	2027/28	five year total
project cost:	\$100,000	\$0	\$0	\$200,000	\$200,000	\$190,000	\$590,000
operating cost:	\$0	\$0	\$0	\$0	\$0	\$0	\$0
maintenance cost:	\$0	\$0	\$0	\$0	\$0	\$0	\$0
total:	\$100,000	\$0	\$0	\$200,000	\$200,000	\$190,000	\$590,000

sources of funding

State Gax Tax	\$0	\$0	\$200,000	\$200,000	\$190,000	\$590,000
Total	\$0	\$0	\$200,000	\$200,000	\$190,000	\$590,000

project description: Contingency funds for TIF projects with cost overruns or changes in scope. This money can only be used for traffic projects identified in the 1995 technical study for the Traffic Impact Fee.

project justification: This reserve is necessary to provide contingency funds for project expenditures that exceed project appropriations.

Project Location: N/A



City of Fremont, CA
 2023/24-2027/28 Capital Improvement Program
funded project description report
Debt Service

cip number: 101410

program name: General Government

account number:

subprogram:

department: Finance

	previous	2023/24	2024/25	2025/26	2026/27	2027/28	five year total
project cost:	\$3,000,000	\$1,000,000	\$1,000,000	\$1,000,000	\$1,000,000	\$1,000,000	\$5,000,000
operating cost:	\$0	\$0	\$0	\$0	\$0	\$0	\$0
maintenance cost:	\$0	\$0	\$0	\$0	\$0	\$0	\$0
total:	\$3,000,000	\$1,000,000	\$1,000,000	\$1,000,000	\$1,000,000	\$1,000,000	\$5,000,000

sources of funding

Capital Facilities	\$1,000,000	\$1,000,000	\$1,000,000	\$1,000,000	\$1,000,000	\$1,000,000	\$5,000,000
Impact Fees							
Total	\$1,000,000	\$1,000,000	\$1,000,000	\$1,000,000	\$1,000,000	\$1,000,000	\$5,000,000

project description: Debt service payment for capital facility projects.

project justification:

Project Location:



City of Fremont, CA
 2023/24-2027/28 Capital Improvement Program
funded project description report
Development Impact Fee Program

cip number: PWC8315

program name: General Government

account number:

subprogram:

department: Community Development -
General

	previous	2023/24	2024/25	2025/26	2026/27	2027/28	five year total
project cost:	\$716,360	\$112,000	\$112,000	\$0	\$0	\$0	\$224,000
operating cost:	\$0	\$0	\$0	\$0	\$0	\$0	\$0
maintenance cost:	\$0	\$0	\$0	\$0	\$0	\$0	\$0
total:	\$716,360	\$112,000	\$112,000	\$0	\$0	\$0	\$224,000

sources of funding

Park Facility Impact Fee (after July 1995) Fund 540	\$112,000	\$112,000	\$0	\$0	\$0	\$224,000
Total	\$112,000	\$112,000	\$0	\$0	\$0	\$224,000

project description: Development impact fees comprehensive update and ongoing administrative reporting, administration, and oversight.

project justification: Funding for development impact fee program ongoing administration and five year comprehensive update of City development impact fees.

Project Location: N/A



City of Fremont, CA
 2023/24-2027/28 Capital Improvement Program
funded project description report
Development Permitting System Support

cip number: PWC8746

program name: General Government

account number:

subprogram:

department: Community Development -
General

	previous	2023/24	2024/25	2025/26	2026/27	2027/28	five year total
project cost:	\$500,000	\$350,000	\$250,000	\$250,000	\$250,000	\$250,000	\$1,350,000
operating cost:	\$0	\$0	\$0	\$0	\$0	\$0	\$0
maintenance cost:	\$0	\$0	\$0	\$0	\$0	\$0	\$0
total:	\$500,000	\$350,000	\$250,000	\$250,000	\$250,000	\$250,000	\$1,350,000

sources of funding

Development Cost Center Reserves		\$350,000	\$250,000	\$250,000	\$250,000	\$250,000	\$1,350,000
Total		\$350,000	\$250,000	\$250,000	\$250,000	\$250,000	\$1,350,000

project description: Ongoing maintenance and upgrades utilized in the development permitting process, including software used by the public to access development permitting activity.

project justification: Necessary maintenance of major software system used to support all development permitting activities equaling \$58 million in FY17-18.

Project Location:



City of Fremont, CA
 2023/24-2027/28 Capital Improvement Program
funded project description report
Fire Equipment and Uniforms

cip number: 544-22100

program name: General Government

account number:

subprogram:

department: Fire

	previous	2023/24	2024/25	2025/26	2026/27	2027/28	five year total
project cost:	\$0	\$343,676	\$0	\$0	\$0	\$0	\$343,676
operating cost:	\$0	\$0	\$0	\$0	\$0	\$0	\$0
maintenance cost:	\$0	\$0	\$0	\$0	\$0	\$0	\$0
total:	\$0	\$343,676	\$0	\$0	\$0	\$0	\$343,676

sources of funding

Fire Impact Fee		\$343,676	\$0	\$0	\$0	\$0	\$343,676
Total		\$343,676	\$0	\$0	\$0	\$0	\$343,676

project description: Fire Equipment and Uniforms

project justification:

Project Location:



City of Fremont, CA
 2023/24-2027/28 Capital Improvement Program
funded project description report
Red Light Photo Enforcement

cip number: PWC8297

program name: General Government

account number:

subprogram:

department: Engineering

	previous	2023/24	2024/25	2025/26	2026/27	2027/28	five year total
project cost:	\$10,000	\$5,000	\$5,000	\$5,000	\$5,000	\$5,000	\$25,000
operating cost:	\$0	\$0	\$0	\$0	\$0	\$0	\$0
maintenance cost:	\$0	\$0	\$0	\$0	\$0	\$0	\$0
total:	\$10,000	\$5,000	\$5,000	\$5,000	\$5,000	\$5,000	\$25,000

sources of funding

State Gax Tax	\$5,000	\$5,000	\$5,000	\$5,000	\$5,000	\$5,000	\$25,000
Total	\$5,000	\$5,000	\$5,000	\$5,000	\$5,000	\$5,000	\$25,000

project description: Fund on-going engineering staff support of the City's photo red light enforcement program.

project justification: The program requires on-going support from engineering staff to respond to and resolve traffic engineering related issues associated with the program.

Project Location: Various locations throughout the City

Debt Management Policy

This Debt Management Policy (the "Debt Policy") of the City of Fremont (the "City") is intended to comply with Government Code Section 8855(i), effective on January 1, 2017, and shall govern all debt issuances undertaken by the City.

In addition to this Debt Policy, the City has separately adopted Local Goals and Policies for Special Assessment and Mello-Roos Community Facilities District Financing, Disclosure Policies and Procedures, and an Interfund Loans Policy.

The Debt Policy may be amended by the City Council as it deems appropriate from time to time in the prudent management of the City's debt. Any approval by the City Council of a debt issuance that is not consistent with this Debt Policy shall constitute a waiver of this Debt Policy.

The City recognizes that a fiscally prudent debt management policy is required to:

- Maintain the City's sound financial position;
- Ensure the City has the flexibility to respond to changes in future service priorities, revenue levels, and operating expenses;
- Protect the City's credit-worthiness;
- Ensure that all debt is structured to protect both current and future taxpayers, ratepayers and constituents of the City; and
- Ensure that the City's debt is consistent with the City's planning goals and objectives and capital improvement program or budget, as applicable.

I. Purposes for Which Debt May Be Issued

A. Long-Term Debt. Long-term debt may be issued to finance the construction, acquisition, and rehabilitation of capital improvements and facilities, equipment and land, to be owned and operated by the City.

1. Long-term debt financings are appropriate when any of the following conditions exist:
 - The project is included in the City's five-year capital improvement program (CIP) and is in conformance with the City's General Plan.
 - The project to be financed, if not included in the CIP, is necessary to provide essential services or is mandated by state or federal requirements.
 - The project to be financed will provide benefit to the community over a period equal to or exceeding the term of the financing.
 - Total debt does not constitute an unreasonable burden to the City and its taxpayers and ratepayers.
 - The debt is used to refinance outstanding debt to produce debt service savings or to realize the benefits of a debt restructuring.
2. Long-term debt financings will not be considered appropriate for current operating and routine maintenance expenses.

3. The City may use long-term debt financings subject to the following conditions:
 - The project to be financed must be approved by the City Council.
 - The weighted average maturity of the debt (or the portion of the debt allocated to the project) will not exceed the average useful life of the project to be financed by more than 20%.
 - The City estimates that sufficient revenues will be available to service the debt through its maturity.
 - The City determines that the issuance of the debt will comply with applicable state and federal law.

B. Short-Term Debt. Short-term debt may be issued for the following purposes:

1. To fund cash flow deficits in a fiscal year arising from a timing mismatch between revenues and expenditures.
2. To provide interim financing in anticipation of long-term debt issuance, property sale proceeds, grants, or other sources of funding to retire the short-term debt.
3. To finance the acquisition of shorter-lived capital assets such as fire apparatus or solar panel arrays.

C. Pooled Financings. Pooled financings with other government agencies will be considered, as appropriate.

D. Financings on Behalf of Other Entities. The City may find it beneficial to issue debt on behalf of other governmental agencies or private third parties to further the public purposes of the City. In such cases, the City shall take reasonable steps to confirm the financial feasibility of the project to be financed and the financial solvency of any borrower and that the issuance of such debt is consistent with this Debt Policy.

II. Types of Debt

For purposes of this Debt Policy, "debt" shall be interpreted broadly to mean bonds, notes, certificates of participation, financing leases, or other financing obligations, but the use of such term in this Debt Policy shall be solely for convenience and shall not be interpreted to characterize any such obligation as an indebtedness or debt within the meaning of any statutory or constitutional debt limitation where the substance and terms of the obligation comport with exceptions thereto.

The following types of debt are allowable under this Debt Policy:

General Obligation Bonds - Bonds secured by a promise to levy ad valorem property taxes in an unlimited amount as necessary to pay annual debt service. General obligation bonds must be approved by a two-thirds vote of the qualified electors, and the bonds may only be used to finance the acquisition or improvement of real property. Because they are secured by the property tax levy, general obligation bonds are considered by investors to have the highest credit quality and consequently bear the lowest interest rates.

Revenue Bonds - Bonds may be secured by revenues generated by the facility that is financed,

dedicated user fees, or another source of dedicated revenues such as a voter-approved additional sales (transactions) tax. Voter approval may not be required if debt service is paid solely from a special fund consisting of enterprise or other legally-restricted revenues.

Lease Revenue Bonds, Certificates of Participation, and Lease-Purchase Transactions - The City enters a tax-exempt lease with a nonprofit corporation, joint powers authority, leasing company, bank, or other lessor. The lessor acquires the leased asset (which could include real property or equipment), either by purchasing it from a third party or by leasing it from the City. If applicable, the lessor, with the assistance of the City, undertakes the acquisition and/or construction of the financed project and leases the leased asset back to the public agency pursuant to a financing lease. The lessor's rights to receive payments under the financing lease are sold to investors and the proceeds of the sale are used to pay the costs of acquiring and/or constructing the financed asset. The lease financing structure may be used to finance the cost of acquiring land and equipment and constructing improvements, and the leased asset does not have to be the asset being acquired or constructed. Lease financing does not require voter approval, but generally bears a higher interest rate than general obligation debt due to a perceived higher risk of default.

Special Assessment Bonds or Special Tax (Mello-Roos) Bonds - The City may establish special assessment districts or community facilities districts to finance acquisition or construction of real or personal property. A two-thirds majority vote of property owners or residents within a community facilities district is required to approve a special tax and to issue bonds. A majority vote of property owners in a special assessment district (weighted based on proportional benefit from the financed project) is required to approve an assessment. In the case of a special assessment district, the assessment amount is proportional to the benefit attributable to the property owner. In a community facility district, the special tax is levied pursuant to a rate and method of apportionment that defines the special tax formula for each property type. In the event of a default by a property owner in the payment of its assessment or special tax, the lien of the assessment or special tax has the same priority as property taxes. Bondholders rely on the special taxes/assessments and, typically, a commitment by the City to foreclose on delinquent properties to collect delinquent special taxes/assessments and have no recourse to the City's General Fund.

Tax and Revenue Anticipation Notes (TRANS) - TRANS are issued to fund cash flow deficits in a fiscal year arising from a timing mismatch between revenues and expenditures. Typically, TRANS would be issued at the beginning of the fiscal year with repayment coming from any funds received during that fiscal year. TRANS can mature in either the same fiscal year as issued or in the following fiscal year.

Bond or Grant Anticipation Notes (BANs/GANs) - Notes are issued to provide temporary financing, to be repaid by long-term financing or grant proceeds.

The City may, from time to time, find that other forms of debt would be beneficial to further its public purposes and may approve such debt without an amendment of this Debt Policy.

III. Relationship of Debt to the City's Capital Improvement Program and Budget

The City is committed to long-term capital planning. The project priority process used in developing the city's five-year capital improvement program (CIP), including criteria for evaluating projects and project viability, is reviewed by the City Council as part of the biennial update of the CIP.

The City intends to issue debt for the purposes stated in this Debt Policy and to implement policy decisions incorporated in the City's capital budget and the CIP.

The City shall integrate its debt issuances with the goals of its CIP by timing the issuance of debt to ensure that facilities and equipment are available when needed in furtherance of the City's public purposes.

The City shall strive to fund the upkeep and maintenance of its infrastructure and facilities due to normal wear and tear through the expenditure of available operating revenues and avoid the use of debt financing for these purposes.

IV. Policy Goals Related to Planning Goals and Objectives

The City is committed to long-term financial planning, maintaining appropriate reserve levels and employing prudent practices in governance, management and budget administration. The City intends to issue debt for the purposes stated in this Debt Policy and to implement policy decisions incorporated in the City's annual operating budget and CIP.

It is a policy goal of the City to protect taxpayers, ratepayers and constituents by utilizing conservative financing methods and techniques to obtain the highest practical credit ratings (if applicable) and the lowest practical borrowing costs.

The City will maintain open communications with rating agencies, investors, and other market participants to enhance the market value of the City's outstanding debt and minimize borrowing costs.

The City will comply with applicable state and federal law as it pertains to the maximum term of debt and the procedures for levying and imposing any related taxes, assessments, rates and charges.

When refinancing debt, it shall be the policy goal of the City to realize, whenever possible, and subject to any overriding non-financial policy considerations, (i) minimum net present value debt service savings equal to or greater than 3% of the refunded principal amount, and (ii) present value debt service savings equal to or greater than 100% of any escrow fund negative arbitrage.

V. Internal Control Procedures

When issuing debt, in addition to complying with the terms of this Debt Policy, the City shall comply with any other applicable policies regarding initial bond disclosure, continuing

disclosure, post-issuance compliance, and investment of bond proceeds.

The City will periodically review the requirements of and will remain in compliance with the following:

- Any continuing disclosure undertakings under SEC Rule 15c2-12;
- Any federal tax compliance requirements, including without limitation arbitrage and rebate compliance, related to any prior bond issues;
- Any covenants and reporting requirements specified in financing documents; and
- The City's investment policies as they relate to the investment of bond proceeds.

It is the policy of the City to ensure that proceeds of debt are spent only on lawful and intended uses. Whenever reasonably possible, proceeds of debt will be held by a third-party trustee and the City will submit written requisitions for such proceeds. The City will submit a requisition only after obtaining the signature of the Finance Director or designee. In those cases where it is not reasonably possible for the proceeds of debt to be held by a third-party trustee, the Finance Director shall retain records of all expenditures of proceeds through the final payment date for the debt.

VI. Debt Issuance Considerations

A. Funding Methods for Capital Projects. Before pursuing debt issuance for a project, consideration should be given to the full range of available funding options which may include pay-as-you-go and interfund borrowing.

1. Pay-as-you-go

With a pay-as-you-go approach, the City uses available cash to pay for projects. Funding sources can include the City's General Fund, special revenue funds, and capital project funds, user charges, impact fees, grants, private contributions, or capital replacement funds set up specifically to pay for capital improvements or replacements.

2. Interfund Borrowing

Interfund loans may be appropriate for financing priority needs on a case-by-case basis. The City's Interfund Loans Policy specifies the terms and conditions under which the City Manager may approve interfund loans and advances.

B. Debt Limits.

1. Legal Restrictions

City staff will work with bond counsel and the financial advisor to ensure that any proposed debt issuance is consistent with federal and State law, the City's municipal code and policies, contractual obligations of the City, and any applicable bond referenda approved by voters.

California Government Code Section 43605 limits the issuance of general obligation bonds to no more than 15% of the City's gross assessed valuation. For measurement purposes, the City converts assessed valuation data from the current full valuation perspective to the 25% level that was in effect at the time that the legal debt margin was enacted.

2. Financial Restrictions

Debt service supported by the General Fund will not exceed 7% of total budgeted General Fund expenditures and transfers out.

The General Fund may be used to provide back-up liquidity to improve the viability of a self-supported debt issue, but only if the General Fund is not exposed to significant risk of loss of assets or impairment of liquidity. This evaluation of risk will consider such things as the following:

- Volatility and collection risk of the revenue source identified for repayment of the debt; and
- The likelihood that the General Fund will be reimbursed within one year for any payments it might potentially need to make in its role as back-up guarantor.

If the City Council determines the risk of loss of assets or impairment of liquidity to the General Fund to be relatively minimal, self-supported debt service for debt that relies on the General Fund as a back-up guarantor will not exceed 7% of budgeted General Fund expenditures and transfers out. This limitation is separate from and in addition to the debt limitations for General Fund supported debt service described above.

C. Debt Structuring Practices.

The amortization schedule and use of optional redemption features will reflect the anticipated availability of funds for debt service and redemption, as well as the potential trade-offs between the City's operational flexibility and the cost of funds.

Debt shall be issued as fixed rate debt unless the City makes a determination that a variable interest rate would be beneficial in a specific circumstance (e.g., interim financing, potential change in taxability, redemption flexibility, debt service savings).

The City will seek credit enhancements, such as letters of credit or bond insurance, when necessary or advantageous.

D. Debt Issuance Practices.

The City will engage an independent municipal advisor to assist with each debt issuance. All financing professionals and service providers will be selected in accordance with the

procurement provisions in the City's municipal code.

Whenever the City anticipates incurring debt to finance a project and advancing project costs (e.g., project development costs, architectural costs, studies, etc.) before the debt proceeds are available, the City will adopt a resolution declaring its intent to reimburse itself for those costs.

Costs incurred by the City, such as bond counsel and financial advisor fees, printing, underwriters' discount, and project design and construction costs, will be charged to the bond issue to the extent allowable by law.

The City will generally conduct financings on a competitive basis; however, negotiated financings may be used when market volatility is a concern, or the financing mode, size, security or structure warrants a negotiated sale.

E. Use of Derivatives.

A derivative - or swap - is a financial instrument created from or whose value depends upon (is derived from) the value of one or more separate assets or indices of asset values. As used in public finance, derivatives may take the form of interest rate swaps, futures and options contracts, options on swaps, and other hedging mechanisms such as rate locks.

Prior to considering a swap or other derivative product, the City should first determine whether staff has the appropriate expertise and resources to understand and monitor the transactions, prepare necessary financial reports and audit footnotes on an ongoing basis, as well as manage the variable rate instruments and liquidity facilities associated with the derivative product. If the City determines that the appropriate expertise and resources are available, it should develop a comprehensive derivatives policy prior to entering into its first derivatives transaction.



Project Index Report

CIP #	Project Name	Page
PWC8846	ADA Program Management (formerly Transition Plan)	50
PWC8877	ADA Upgrades	51
535-53900	Age Well Center Development Agreement Reimbursement Payment	118
PWC9053	Azevada Neighborhood Park Play Area Upgrades	95
PWC8541	Bike & Ped Non Infrastructure (formerly Bike & Ped Misc)	82
PWC8875	Bike and Pedestrian Program (Staff Participation)	83
PWC8874	Bikeway Improvements	84
PWC9051	Booster Park Play Area Upgrades	96
PWC8120	Bridge Repair, Citywide	52
PWC9052	Buena Vista Play Area Upgrades	97
PWC8393	Building Maintenance (Major Repair-Citywide)	53
PWC8394	Building Maintenance (Minor Repairs-Citywide)	54
PWC8837	California Nursery Development	98
PWC8230	Capital Improvement Program Management	119
PWC8501	Capital Replacement for Parks	55
PWC8392	Centerville Community Park	99
PWC9056	Centerville Community Park Play Area Upgrades	100
PWC9071	Centerville Railroad Safety Enhancement Corridor Project	56
PWC9000	Central Park All Inclusive Exercise Equipment	101
PWC9087	Central Park Community Center	57
PWC9099	Central Park Dog Park Synthetic Turf Replacement	58
PWC9002	Central Park North Lakeside Development	103
PWC9003	Central Park Path North Meadow	105
PWC9028	Central Park Path: FCC to Lions Picnic Area	104
PWC9004	Central Park Path: Senior Center to Lions Picnic Area and FCC	106
PWC8872	Central Park Trail/Loop Parking Lot	107



Project Index Report

CIP #	Project Name	Page
PWC9001	Central Park: Cricket Field Shade Cloth	102
PWC9095	City Hall Building Rehabilitation	59
PWC9089	Citywide Park Restrooms	60
PWC8239	Concrete Repair Program, Citywide	61
PWC 8101	Contingency - Project Cost and Scope Parks Funds	108
PWC8101	Cost and Scope Contingency - Traffic Impact Fee	120
PWC8483	Curb and Gutter Repairs, Citywide	62
101410	Debt Service	121
PWC8315	Development Impact Fee Program	122
PWC8746	Development Permitting System Support	123
PWC9093	Dusterberry and Peralta Intersection Improvements	85
PWC7101	Emerging Projects Reserve-Gas Tax Funds Group	124
PWC8853	Energy Service Contract	64
PWC9094	EV Charging for City Fleet Electrification	63
544-22100	Fire Equipment and Uniforms	125
PWC9098	Fire Station Alerting System	65
PWC9066	Hetch Hetchy Bike and Pedestrian Trail at Warm Springs or Irvington	109
PWC9097	HVAC Systems Replacement	66
PWC8444	Intersection Ramps, Citywide	67
PWC8933	Measure BB Projects (City Staff Participation)	86
PWC9010	Niles Fishing Dock #3 Replacement	110
PWC9060	Northgate Community Park Closed Roof Arbor	111
PWC8813	Palm Avenue Community Park	112
PWC8127	Park Planning	113
PWC9092	Paseo Padre Safe Street Improvements	87
PWC9088	Patterson Ranch Dog Park	114



Project Index Report

CIP #	Project Name	Page
PWC8195	Pavement Maintenance	69
PWC8657	Pavement Management Program	70
PWC8234	Pavement Rehabilitation	71
PWC8935	PD Vehicle Evidence & Storage Building	68
PWC8944	Pedestrian Improvements	88
PWC9091	Pickleball Complex at Central Park	115
PWC8770	Play Area Surfacing (formerly Poured in Place Area Surfacing)	72
PWC8297	Red Light Photo Enforcement	126
PWC9041	Regional Projects Funding Match	89
PWC9012	Rix Park Expansion	116
PWC8939	Sidewalk Repair 50/50	73
PWC7926	Storm Drainage (Drainage System Repair), Citywide	74
001-000	Street Maintenance	75
PWC8873	Street Tree 50/50	76
PWC8594	Traffic Counting Program	90
PWC7953	Traffic Improvement Program	91
PWC8573	Traffic Service Operations	92
PWC 8595	Traffic Signal Electricity	77
PWC8930	Traffic Signal Installation on Mission Boulevard at Sullivan Underpass/Nichols Avenue	93
PWC8595	Traffic Signal Maintenance, State	79
PWC8595	Traffic Signal Maintenance, City	78
PWC8931	Traffic Signal System Upgrade & Modernization	94
PWC9096	Transformer Replacement Upgrade - Central Park Sports Lighting	80
PWC9090	Vallejo Mills Park Conversion - Dog Park, Pickleball with Lights	117
PWC8889	Water Conservation and Median Upgrades	81