



FREMONT UNIFIED SCHOOL DISTRICT

Differentiated Assistance and our McKinney Vento (MKV/Homeless) Students

October 23, 2018

FUSD-City of Fremont Liaison Committee Meeting






































California's Accountability and Improvement System

- The Local Control Funding Formula (LCFF) significantly changed how California provides resources to public schools
- Holds school districts accountable for improving student performance
- Passed 2013, includes state priority areas that define a quality education
- No longer based on a single test (API)
- Based on multiple measures: graduation rates, student test scores, suspension rates, etc.

2016-2017 FUSD California Data Dashboard Results

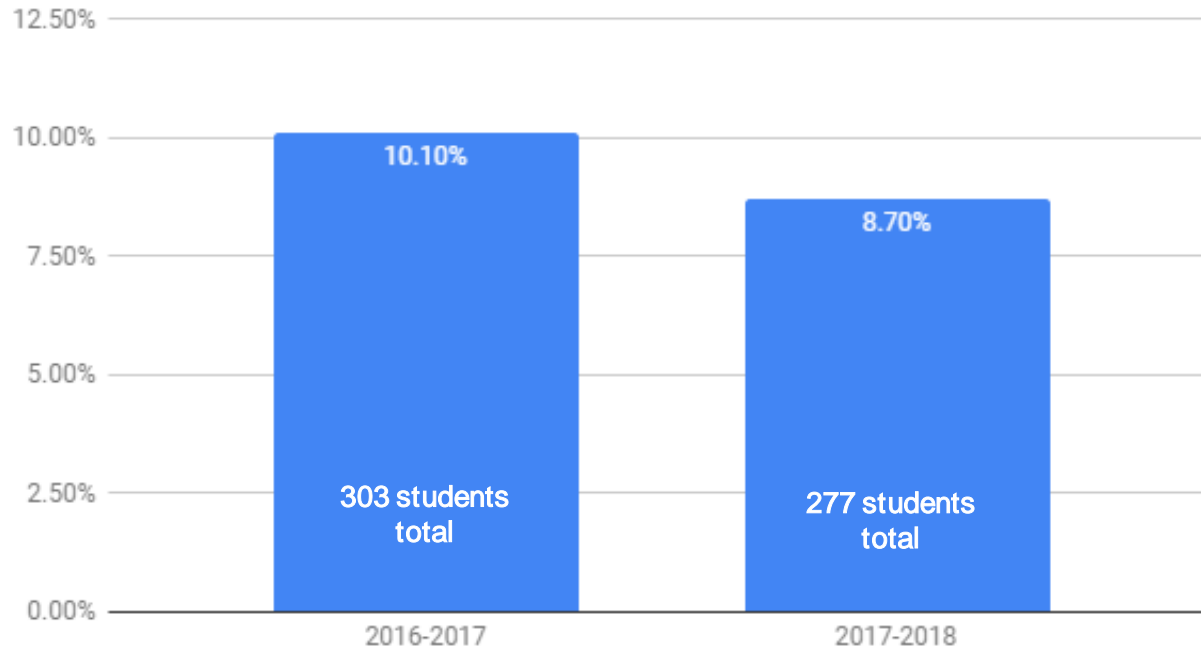
State Indicators	All Students Performance	Total Student Groups	Student Groups in Red/Orange
Chronic Absenteeism 	N/A	N/A	N/A
Suspension Rate (K-12)		13	10
English Learner Progress (1-12)		1	0
Graduation Rate (9-12)		10	1
College/Career (9-12) <small>Select for one year of available data</small>	N/A	N/A	N/A
English Language Arts (3-8)		12	6
Mathematics (3-8)		12	6

FUSD Student Groups' Data

State Indicators	All Students	English Learners	Foster Youth	Homeless	Socioeconomically Disadvantaged	Students with Disabilities	African American
Chronic Absenteeism 	N/A	N/A	N/A	N/A	N/A	N/A	N/A
Suspension Rate (K-12)							
English Learner Progress (1-12)		N/A	N/A	N/A	N/A	N/A	N/A
Graduation Rate (9-12)			*				
English Language Arts (3-8)			*				
Mathematics (3-8)			*				

FUSD Suspension Trends

Percentage of Homeless Students Suspended



MKV Differentiated Assistance Plan

- Legal training for administrators: What does and does not constitute a suspendable offense
- Illuminate training on Homeless Tile and other Illuminate resources
- Monthly suspension reports to Principals
- Examine suspension data and identify trends (student sub groups, areas on campus, classrooms, time of day, etc.)
- Sites with red, orange suspension rates: develop SMARTe goals in SPSA
- Generate list of interventions (other means of correction) in lieu of suspension

MKV Differentiated Assistance Plan

- Homeless students receive a customized class schedule
- COST team monitors Homeless students
- School mentor check-ins
- 8th Grade transition session with school counselor to develop 5 year plan
 - High school + post secondary
- Increase access to hygiene: washer/dryer, personal hygiene

Tools to Assist our MKV Students

- Illuminate
- Family Liaison Position
- Phone a friend (Greg and Debbie)
- School Mentor
 - Stipend
- Transition Teams
- Coordination of Services Team (COST)
- Laptop for each MKV student